

5002 SERVICII PUBLICE GENERALE

Anexa 7

CONTUL DE EXECUTIE AL INSTITUTIILOR PUBLICE - CHELTUIELI

la data de 30.06.2020

Cod 21 Capitol 5002

Subcapitol

-lei-

DENUMIREA INDICATORILOR*)	Cod indicator	Credite de angajament		Credite bugetare		Angajamente bugetare	Angajamente legale	Plati efectuate	Angajamente legale de platit	Cheltuieli efective
		aprobate la finele perioadei de raportare	trimestriale cumulate	aprobate la finele perioadei de raportare	trimestriale cumulate					
A	B	1	2	3	4	5	6	7	8=6-7	9
TOTAL CHELTUIELI(SECTIUNEA DE FUNCTIONARE+SECTIUNEA DE DEZVOLTARE)		1,097,774,490	1,097,774,490	467,533,000	330,244,610	304,686,494	271,697,976	150,101,121	121,596,855	152,874,136
SECTIUNEA DE FUNCTIONARE (cod 01+79+85)	F			241,127,000	202,932,910	200,092,149	192,614,133	133,429,742	59,184,391	143,272,935
CHELTUIELI CURENTE (10+20+30+40+50+51SF+55SF+57+59)	01F			239,173,000	201,282,910	198,419,776	190,941,760	132,886,919	58,054,841	143,272,935
TITLUL I CHELTUIELI DE PERSONAL (cod 10.01 la 10.03)	10			67,091,000	42,109,200	62,610,466	62,610,036	38,171,706	24,438,330	38,495,281
Cheltuieli salariale in bani (cod 10.01.01+10.01.03 la 10.01.08 +10.01.10 la 10.01.16 +10.01.30)	1001			64,169,800	39,742,000	60,123,713	60,123,283	36,207,787	23,915,496	36,510,168
Salarii de baza	100101			58,710,800	36,333,000	54,797,206	54,797,206	33,213,297	21,583,909	33,486,174
Sporuri pentru conditii de munca	100105			1,132,000	588,000	1,132,000	1,132,000	489,811	642,189	501,520
Alte sporuri	100106			331,000	215,000	251,105	251,105	188,547	62,558	193,412
Indemnizatii platite unor persoane din afara unitatii	100112			450,000	230,000	450,000	450,000	224,640	225,360	224,640
Indemnizatii de delegare	100113			32,000	27,000	21,000	21,000	666	20,334	666
Indemnizatii de hrana	100117			3,139,000	2,038,000	3,139,000	3,139,000	1,914,508	1,224,492	1,936,087
Alte drepturi salariale in bani	100130			375,000	311,000	333,402	332,972	176,318	156,654	167,669
Cheltuieli salariale in natura (cod 10.02.01 la 10.02.06+10.02.30)	1002			1,467,200	1,467,200	1,156,967	1,156,967	1,153,967	3,000	1,163,853
Norme de hrana	100202			840,000	840,000	529,767	529,767	529,767		539,653
Tichete de vacanta	100206			627,200	627,200	627,200	627,200	624,200	3,000	624,200
Contributii (cod 10.03.01 la 10.03.06)	1003			1,454,000	900,000	1,329,786	1,329,786	809,952	519,834	821,260
Contributii de asigurari sociale de stat	100301			23,200						
Contributii de asigurari de somaj	100302			750						

A	B	1	2	3	4	5	6	7	8=6-7	9
Contributii de asigurari sociale de sanatate	100303			6,850						
Contributii de asigurari pentru accidente de munca si boli profesionale	100304			300						
Contributii pentru concedii si indemnizatii	100306			1,200						
Contributia asiguratorie pentru munca	100307			1,421,700	900,000	1,329,786	1,329,786	809,952	519,834	821,260
TITLUL II BUNURI SI SERVICII (cod 20.01 la 20.06+20.09 la 20.16+20.18 la 20.25+20.27+20.30)	20			92,060,000	88,425,870	69,301,984	64,937,065	45,718,613	19,218,452	54,025,633
Bunuri si servicii (cod 20.01.01 la 20.01.09+20.01.30)	2001			49,098,930	46,300,990	46,152,856	43,464,819	28,085,833	15,378,986	31,980,979
Furnituri de birou	200101			788,440	634,140	743,888	622,585	271,342	351,243	310,539
Materiale pentru curatenie	200102			743,790	574,520	723,676	703,743	267,486	436,257	249,045
Incalzit, iluminat si forta motrica	200103			14,501,990	13,535,400	14,446,978	14,202,534	10,615,223	3,587,311	11,258,361
Apa, canal si salubritate	200104			20,912,680	20,449,640	20,876,013	20,779,730	13,222,033	7,557,697	14,410,466
Carburanti si lubrifianti	200105			231,000	156,000	153,829	115,764	102,224	13,540	98,638
Piese de schimb	200106			47,500	47,500	47,500	47,500	15,743	31,757	7,226
Transport	200107			710,340	566,830	710,340	710,340	260,976	449,364	110,400
Posta, telecomunicatii, radio, tv, internet	200108			1,140,380	914,090	890,218	600,589	412,495	188,094	588,292
Materiale si prestari de servicii cu caracter functional	200109			8,228,210	7,950,910	5,818,976	4,136,923	2,137,647	1,999,276	4,255,987
Alte bunuri si servicii pentru intretinere si functionare	200130			1,794,600	1,471,960	1,741,438	1,545,111	780,664	764,447	692,025
Reparatii curente	2002			24,558,940	24,382,940	12,626,494	11,804,337	10,554,625	1,249,712	12,113,488
Hrana (cod 20.03.01+20.03.02)	2003			1,244,000	1,215,000	1,215,000	1,215,000	563,030	651,970	707,926
Hrana pentru oameni	200301			1,244,000	1,215,000	1,215,000	1,215,000	563,030	651,970	707,926
Medicamente si materiale sanitare (cod 20.04.01 la 20.04.04)	2004			3,565,780	3,560,430	1,665,115	1,665,115	1,475,578	189,537	3,425,787
Medicamente	200401			49,800	46,650	47,416	47,416	17,843	29,573	27,624
Materiale sanitare	200402			3,434,700	3,432,500	1,536,419	1,536,419	1,443,956	92,463	3,360,170
Dezinfectanti	200404			81,280	81,280	81,280	81,280	13,779	67,501	37,993
Bunuri de natura obiectelor de inventar (cod 20.05.01+20.05.03+20.05.30)	2005			2,253,520	2,084,420	2,073,318	1,900,898	1,112,360	788,538	690,649
Uniforme si echipament	200501			108,000	107,500	57,016	57,016	52,016	5,000	172,407
Lenjerie si accesorii de pat	200503			128,000	128,000	101,780	101,780	101,780		
Alte obiecte de inventar	200530			2,017,520	1,848,920	1,914,522	1,742,102	958,564	783,538	518,242
Deplasari, detasari, transferari (cod 20.06.01+20.06.02)	2006			132,000	99,500	127,560	96,546	36,938	59,608	12,093
Deplasari interne, detasari, transferari	200601			122,000	89,500	117,560	86,546	36,938	49,608	12,093
Deplasari in strainatate	200602			10,000	10,000	10,000	10,000		10,000	

A	B	1	2	3	4	5	6	7	8=6-7	9
Materiale de laborator	2009			8,000	7,500	8,000	8,000	180	7,820	
Carti, publicatii si materiale documentare	2011			66,100	57,030	66,100	61,094	15,279	45,815	8,814
Consultanta si expertiza	2012			160,700	160,700	160,700				
Pregatire profesionala	2013			190,390	173,190	190,390	190,390	36,535	153,855	37,825
Protectia muncii	2014			59,940	39,140	52,390	45,115	10,715	34,400	9,226
Cheltuieli judiciare si extrajudiciare derivate din actiuni in reprezentarea intereselor statului, potrivit dispozitiilor legale	2025			355,000	354,000	350,200	233,356	214,852	18,504	214,852
Alte cheltuieli (cod 20.30.01 la 20.30.04+20.30.06+20.30.07+20.30.09+20.30.30)	2030			10,366,700	9,991,030	4,613,861	4,252,395	3,612,688	639,707	4,823,994
Reclama si publicitate	203001			160,000	120,000	160,000	115,225	71,591	43,634	90,414
Protocol si reprezentare	203002			40,000	40,000	40,000	25,002	16,554	8,448	18,825
Prime de asigurare non-viata	203003			279,210	174,100	253,250	226,676	118,350	108,326	110,055
Chirii	203004			835,000	815,000	798,452	704,228	605,973	98,255	592,906
Alte cheltuieli cu bunuri si servicii	203030			9,052,490	8,841,930	3,362,159	3,181,264	2,800,220	381,044	4,011,794
TITLUL III DOBANZI (cod 30.01 la 30.03)	30			3,091,000	2,512,000	3,091,000	3,091,000	1,241,495	1,849,505	1,241,318
Dobanzi aferente datoriei publice interne (cod 30.01.01+30.01.02)	3001			3,091,000	2,512,000	3,091,000	3,091,000	1,241,495	1,849,505	1,241,318
Dobanzi aferente datoriei publice interne directe	300101			3,091,000	2,512,000	3,091,000	3,091,000	1,241,495	1,849,505	1,241,318
TITLUL IV SUBVENTII (cod 40.03+40.20+ 40.30)	40			10,450,000	7,450,000	10,450,000	8,087,919	6,291,457	1,796,462	6,670,267
Subventii pentru acoperirea diferentelor de pret si tarif	4003			10,450,000	7,450,000	10,450,000	8,087,919	6,291,457	1,796,462	6,670,267
TITLUL VI TRANSFERURI INTRE UNITATI ALE ADMINISTRATIEI PUBLICE (cod 51.01) (cod 51.01)	51F			26,072,000	22,210,900	16,471,645	16,471,645	16,471,645		16,471,645
Transferuri curente (cod 51.01.01+51.01.03+51.01.05+ 51.01.14+51.01.15+ 51.01.24 +51.01.26 +51.01.31+51.01.39+ 51.01.46+51.01.49+51.01.60+51.01.61+51.01.64)	5101			26,072,000	22,210,900	16,471,645	16,471,645	16,471,645		16,471,645
Transferuri catre institutii publice	510101			25,072,000	21,310,900	15,801,645	15,801,645	15,801,645		15,801,645
Actiuni de sanatate	510103			1,000,000	900,000	670,000	670,000	670,000		670,000
TITLUL VII ALTE TRANSFERURI (cod 55.01+ 55.02)	55F			4,874,000	3,884,000	4,874,000	4,288,429	1,389,062	2,899,367	3,203,491
Transferuri interne (55.01.18+55.01.63+55.01.65)	5501F			4,874,000	3,884,000	4,874,000	4,288,429	1,389,062	2,899,367	3,203,491
Finantarea invatamantului particular sau confesional acreditat	550163			2,474,000	1,484,000	2,474,000	2,474,000	1,389,062	1,084,938	1,389,062
Sume reprezentând contributia unitatilor administrativ-teritoriale la Fondul IID	550165			2,400,000	2,400,000	2,400,000	1,814,429		1,814,429	1,814,429
TITLUL IX ASISTENTA SOCIALA (cod 57.02)	57			16,857,000	16,603,600	16,857,000	16,857,000	12,087,405	4,769,595	12,808,145

A	B	1	2	3	4	5	6	7	8=6-7	9
Ajutoare sociale (cod 57.02.01 la 57.02.05)	5702			16,857,000	16,603,600	16,857,000	16,857,000	12,087,405	4,769,595	12,808,145
Ajutoare sociale in numerar	570201			13,461,000	13,223,600	13,461,000	13,461,000	10,790,235	2,670,765	9,934,863
Ajutoare sociale in natura	570202			3,346,000	3,345,000	3,346,000	3,346,000	1,274,470	2,071,530	2,850,582
Tichete de cresa	570203			50,000	35,000	50,000	50,000	22,700	27,300	22,700
TITLUL XI ALTE CHELTUIEL (cod 59.01+59.02+59.08+59.11+59.12+59.15+59.17+59.20+59.22+59.25+59.30+59.35)	59			18,678,000	18,087,340	14,763,681	14,598,666	11,515,536	3,083,130	10,357,155
Burse	5901			2,214,000	2,051,340	2,214,000	2,214,000	1,173,653	1,040,347	1,053,530
Asociatii si fundatii	5911			7,980,000	7,830,000	4,524,681	4,524,497	4,041,069	483,428	2,865,603
Sustinerea cultelor	5912			874,000	874,000	415,000	415,000	415,000		50,000
Despagubiri civile	5917			5,875,000	5,875,000	5,875,000	5,875,000	4,520,000	1,355,000	5,875,000
Actiuni cu caracter stiintific si social-cultural	5922			905,000	905,000	905,000	905,000	861,849	43,151	32,089
Sume aferente persoanelor cu handicap neincadrate	5940			830,000	552,000	830,000	665,169	503,965	161,204	480,933
OPERATIUNI FINANCIARE (cod 80+81)	79F			1,954,000	1,650,000	1,954,000	1,954,000	825,000	1,129,000	
TITLUL XVII RAMBURSARI DE CREDITE (cod 81.01+81.02)	81F			1,954,000	1,650,000	1,954,000	1,954,000	825,000	1,129,000	
Rambursari de credite interne (cod 81.02.01+81.02.02+81.02.05)	8102			1,954,000	1,650,000	1,954,000	1,954,000	825,000	1,129,000	
Rambursari de credite aferente datoriei publice interne locale	810205			1,954,000	1,650,000	1,954,000	1,954,000	825,000	1,129,000	
TITLUL XIX PLATI EFECTUATE IN ANII PRECEDENTI SI RECUPERATE IN ANUL CURENT(85.01)	85F					-281,627	-281,627	-282,177	550	
Plati efectuate in anii precedenti si recuperate in anul curent (cod 85.01.01)	8501F					-281,627	-281,627	-282,177	550	
Plati efectuate in anii precedenti si recuperate in anul curent in sectiunea de functionare a bugetului local	850101					-281,627	-281,627	-282,177	550	
SECTIUNEA DE DEZVOLTARE (cod 51+55+56+58+70+81+85)	D	1,097,774,490	1,097,774,490	226,406,000	127,311,700	104,594,345	79,083,843	16,671,379	62,412,464	9,601,201
TITLUL VI TRANSFERURI INTRE UNITATI ALE ADMINISTRATIEI PUBLICE (cod 51.02)	51D			7,484,000	6,390,000	742,000	742,000	618,000	124,000	618,000
Transferuri de capital (cod 51.02.12+51.02.28+51.02.29)	5102			7,484,000	6,390,000	742,000	742,000	618,000	124,000	618,000
Transferuri pentru finantarea investitiilor la spitale	510212			5,855,000	4,761,000	133,000	133,000	133,000		133,000
Alte transferuri de capital catre institutii publice	510229			1,629,000	1,629,000	609,000	609,000	485,000	124,000	485,000
TITLUL VII ALTE TRANSFERURI (cod 55.01)	55D			554,000	552,260	711,318	685,494	204,657	480,837	326,929
A. Transferuri interne (cod 55.01.03+55.01.07 la 55.01.10 +55.01.12 + 55.01.13 +55.01.15+55.01.28+55.01.42+55.01.56)	5501D			554,000	552,260	711,318	685,494	204,657	480,837	326,929

A	B	1	2	3	4	5	6	7	8=6-7	9
Programe PHARE si alte programe cu finantare nerambursabila	550108			23,000	23,000	9,000	8,350	8,350		8,350
Investitii ale agentilor economici cu capital de stat	550112					171,318	171,318		171,318	
Transferuri din bugetul local catre asociatiile de dezvoltare intercomunitara	550142			531,000	529,260	531,000	505,826	196,307	309,519	318,579
Titlul VIII PROIECTE CU FINANTARE DIN FONDURI EXTERNE NERAMBURSABILE (FEN) POSTADERARE (cod 56.01 la 56.05+cod 56.07+56.08+56.11+56.15 la 56.18 +56.25+56.27+56.28+56.40)	56									140,534
Programe din Fondul European de Dezvoltare Regionala (FEDR) (cod 56.01.01 la 56.01.03)	5601									116,863
Finantarea nationala*)	560101									14,664
Finantarea externa nerambursabila*)	560102									1,432
Cheltuieli neeligibile*)	560103									100,767
Mecanismul financiar SEE (cod 56.17.01 la 56.17.03)	5617									23,671
Finantarea nationala*)	561701									18,458
Finantarea externa nerambursabila*)	561702									5,213
TITLUL X Proiecte cu finantare din fonduri externe nerambursabile aferente cadrului financiar 2014-2020 (cod 58.01 la 58.05+58.11+58.12+58.15+58.16+58.30)	58	532,747,490	532,747,490	180,467,000	86,705,440	75,254,764	61,107,867	8,854,976	52,252,891	7,191,820
Programe din Fondul European de Dezvoltare Regionala (FEDR) (cod 58.01.01 la 58.01.03)	5801	462,469,490	462,469,490	150,592,000	62,562,890	51,707,061	46,507,528	1,085,794	45,421,734	149,763
Finantarea nationala	580101	75,961,210	75,961,210	28,956,270	13,213,100	7,943,527	5,937,597	158,167	5,779,430	2,272
Finantarea externa nerambursabila	580102	289,316,700	289,316,700	98,368,910	41,471,780	36,276,910	33,633,307	886,823	32,746,484	13,033
Cheltuieli neeligibile	580103	97,191,580	97,191,580	23,266,820	7,878,010	7,486,624	6,936,624	40,804	6,895,820	149,356
Programe din Fondul Social European (FSE) (cod 58.02.01 la 58.02.03)	5802	22,114,000	22,114,000	26,977,000	22,270,550	23,287,703	14,340,339	7,669,544	6,670,795	6,998,588
Finantarea nationala	580201	3,319,600	3,319,600	4,051,100	3,350,780	3,498,583	2,156,375	1,151,739	1,004,636	1,050,045
Finantarea externa nerambursabila	580202	18,794,400	18,794,400	22,925,900	18,919,770	19,789,120	12,183,964	6,517,805	5,666,159	5,948,543
Programe din Fondul de Coeziune (FC) (58.03.01 la 58.03.03)	5803	22,872,000	22,872,000	492,000	492,000					
Finantarea nationala	580301	3,087,800	3,087,800	66,420	66,420					
Finantarea externa nerambursabila	580302	17,497,000	17,497,000	376,380	376,380					
Cheltuieli neeligibile	580303	2,287,200	2,287,200	49,200	49,200					
Programe Instrumentul de Asistenta pentru Preaderare (IPA II)	5811	22,486,000	22,486,000							

A	B	1	2	3	4	5	6	7	8=6-7	9
(cod 58.11.01 la 58.11.03)										
Finantarea nationala	581101	3,373,000	3,373,000							
Finantarea externa nerambursabila	581102	19,113,000	19,113,000							
Programe Instrumentul European de Vecinatate (ENI) (cod 58.12.01 la 58.12.03)	5812	2,646,000	2,646,000	2,246,000	1,273,000	100,000	100,000	64,148	35,852	6,110
Finantarea nationala	581201	1,639,600	1,639,600	1,605,900	817,950	10,000	10,000	6,504	3,496	700
Finantarea externa nerambursabila	581202	610,400	610,400	445,100	357,550	90,000	90,000	57,644	32,356	5,410
Cheltuieli neeligibile	581203	396,000	396,000	195,000	97,500					
Alte programe comunitare finantate in perioada 2014-2020 (cod 58.15.01 la 58.15.03)	5815	160,000	160,000	160,000	107,000	160,000	160,000	35,490	124,510	37,359
Finantarea nationala	581501	15,000	15,000	15,000	10,000	15,000	15,000	9,054	5,946	10,563
Finantarea externa nerambursabila	581502	145,000	145,000	145,000	97,000	145,000	145,000	26,436	118,564	26,796
CHELTUIELI DE CAPITAL ((cod 71+72+75)	70	565,027,000	565,027,000	30,792,000	29,859,000	20,920,868	9,583,087	5,235,135	4,347,952	1,323,918
TITLUL XIII ACTIVE NEFINANCIARE (cod 71.01 + 71.03)	71	565,027,000	565,027,000	30,792,000	29,859,000	20,920,868	9,583,087	5,235,135	4,347,952	1,323,918
Active fixe (cod 71.01.01 la 71.01.03+71.01.30)	7101	306,518,000	306,518,000	19,690,000	19,605,000	10,795,575	3,691,765	2,213,131	1,478,634	1,323,296
Constructii	710101	51,842,000	51,842,000	5,001,000	4,974,000	2,170,986	858,326	757,135	101,191	426,254
Masini, echipamente si mijloace de transport	710102	81,688,000	81,688,000	3,722,360	3,716,360	1,058,360	328,601	240,908	87,693	170,875
Mobilier, aparatura birotica si alte active corporale	710103	15,107,000	15,107,000	2,942,940	2,942,940	2,304,940	383,010	186,638	196,372	178,991
Alte active fixe	710130	157,881,000	157,881,000	8,023,700	7,971,700	5,261,289	2,121,828	1,028,450	1,093,378	547,176
Reparatii capitale aferente activelor fixe	7103	258,509,000	258,509,000	11,102,000	10,254,000	10,125,293	5,891,322	3,022,004	2,869,318	622
OPERATIUNI FINANCIARE (cod 81)	79			7,109,000	3,805,000	7,109,000	7,109,000	1,902,216	5,206,784	
TITLUL XVII RAMBURSARI DE CREDITE (cod 81.04)	81			7,109,000	3,805,000	7,109,000	7,109,000	1,902,216	5,206,784	
Rambursarea imprumuturilor contractate pentru finantarea proiectelor cu finantare UE	8104			7,109,000	3,805,000	7,109,000	7,109,000	1,902,216	5,206,784	
TITLUL XIX PLATI EFECTUATE IN ANII PRECEDENTI SI RECUPERATE IN ANUL CURENT (85.01)	85					-143,605	-143,605	-143,605		
Plati efectuate in anii precedenti si recuperate in anul curent (cod 85.01.02+85.01.05)	8501					-143,605	-143,605	-143,605		
Plati efectuate in anii precedenti si recuperate in anul curent aferente fondurilor externe nerambursabile	850105					-143,605	-143,605	-143,605		
TITLUL VI TRANSFERURI INTRE UNITATI ALE ADMINISTRATIEI PUBLICE (cod 51.01+51.02)	51			33,556,000	28,600,900	17,213,645	17,213,645	17,089,645	124,000	17,089,645
TITLUL VII ALTE TRANSFERURI (cod 55.01+55.02)	55			5,428,000	4,436,260	5,585,318	4,973,923	1,593,719	3,380,204	3,530,420

A	B	1	2	3	4	5	6	7	8=6-7	9
TITLUL XVI RAMBURSARI DE CREDETE	81			9,063,000	5,455,000	9,063,000	9,063,000	2,727,216	6,335,784	
	84					-425,232	-425,232	-425,782	550	
OPERATIUNI FINANCIARE (cod 81)	79			9,063,000	5,455,000	9,063,000	9,063,000	2,727,216	6,335,784	
A. CHELTUIELILE CURENTE (10+20+30+40+50+51+55+56+58+57+59)	01	532,747,490	532,747,490	427,678,000	294,930,610	275,127,858	253,477,121	142,564,552	110,912,569	151,550,218
TITLUL XIX PLATI EFECTUATE IN ANII PRECEDENTI SI RECUPERATE IN ANUL CURENT (85.01)	85					-425,232	-425,232	-425,782	550	

*) Se inscriu denumirea si simbolul capitolelor din bugetul aprobat detaliate pe titluri , articole, alineate, pe structura clasificatiei economice

(bugetele locale, bugetul creditelor externe, bugetul creditelor interne, bugetul fondurilor externe nerambursabile - sursa D, institutii finantate integral sau partial din venituri proprii/activitati finantate integral din veniturii proprii)

NOTA: Sumele inscrise in col. 6 "Plati efectuate" cu semnul minus la Titlul 85, art. 85.01 "Plati efectuate din precedenti si recuperate in anul curent", se inscriu si pe col. 4 "Angajamente bugetare" si col. 5 "Angajamente legale" la acelasi cod tot cu semnul minus , astfel incat in col. 7 "Angajamente legale de platit" sa nu fie raportate sume.

Conducatorul institutiei

CATALIN CHERECHES


ROMANIA
PRIMAR

1
Municipiul Baia Mare

Conducatorul compartimentului

financiar-contabil

CARMEN POP



CONTUL DE EXECUTIE AL INSTITUTIILOR PUBLICE - CHELTUIELI

la data de 30.06.2020

Cod 21 Capitol 5502

Subcapitol

-lei-

DENUMIREA INDICATORILOR*)	Cod indicator	Credite de angajament		Credite bugetare		Angajamente bugetare	Angajamente legale	Plati efectuate	Angajamente legale de platit	Cheltuieli efective
		aprobate la finele perioadei de raportare	trimestriale cumulate	aprobate la finele perioadei de raportare	trimestriale cumulate					
A	B	1	2	3	4	5	6	7	8=6-7	9
TOTAL CHELTUIELI(SECTIUNEA DE FUNCTIONARE+SECTIUNEA DE DEZVOLTARE)				3,091,000	2,512,000	3,091,000	3,091,000	1,241,495	1,849,505	1,241,318
SECTIUNEA DE FUNCTIONARE (cod 01+79+85)	F			3,091,000	2,512,000	3,091,000	3,091,000	1,241,495	1,849,505	1,241,318
CHELTUIELI CURENTE (10+20+30+40+50+51SF+55SF+57+59)	01F			3,091,000	2,512,000	3,091,000	3,091,000	1,241,495	1,849,505	1,241,318
TITLUL III DOBANZI (cod 30.01 la 30.03)	30			3,091,000	2,512,000	3,091,000	3,091,000	1,241,495	1,849,505	1,241,318
Dobanzi aferente datoriei publice interne (cod 30.01.01+30.01.02)	3001			3,091,000	2,512,000	3,091,000	3,091,000	1,241,495	1,849,505	1,241,318
Dobanzi aferente datoriei publice interne directe	300101			3,091,000	2,512,000	3,091,000	3,091,000	1,241,495	1,849,505	1,241,318
A. CHELTUIELILE CURENTE (10+20+30+40+50+51+55+56+58+57+59)	01			3,091,000	2,512,000	3,091,000	3,091,000	1,241,495	1,849,505	1,241,318


*) Se inscriu denumirea si simbolul capitolelor din bugetul aprobat detaliate pe titluri , articole, alineate, pe structura clasificatiei economice

(bugetele locale, bugetul creditelor externe, bugetul creditelor interne, bugetul fondurilor externe nerambursabile - sursa D, institutii finantate integral sau partial din venituri proprii/activitati finantate integral din veniturii proprii)

NOTA: Sumele inscrise in col. 6 "Plati efectuate" cu semnul minus la Titlul 85, art. 85.01 "Plati efectuate din precedenti si recuperate in anul curent", se inscriu si pe col. 4"Angajamente bugetare" si col. 5 "Angajamente legale" la acelasi cod tot cu semnul minus , astfel incat in col. 7 "Angajamente legale de platit" sa nu fie raportate sume.

Conducatorul institutiei

CATALIN CHERES

Conducatorul compartimentului
financiar-contabil
CARMEN POP

CONTUL DE EXECUTIE AL INSTITUTIILOR PUBLICE - CHELTUIELI

la data de 30.06.2020

Cod 21 Capitol 6102

Subcapitol

-lei-

DENUMIREA INDICATORILOR*)	Cod indicator	Credite de angajament		Credite bugetare		Angajamente bugetare	Angajamente legale	Plati efectuate	Angajamente legale de platit	Cheltuieli efective
		aprobate la finele perioadei de raportare	trimestriale cumulate	aprobate la finele perioadei de raportare	trimestriale cumulate					
A	B	1	2	3	4	5	6	7	8=6-7	9
TOTAL CHELTUIELI(SECTIUNEA DE FUNCTIONARE+SECTIUNEA DE DEZVOLTARE)		9,572,000	9,572,000	27,518,000	22,393,000	9,936,979	9,885,083	9,885,083		14,544,810
SECTIUNEA DE FUNCTIONARE (cod 01+79+85)	F			24,972,000	20,821,000	9,898,899	9,847,003	9,847,003		14,522,264
CHELTUIELI CURENTE (10+20+30+40+50+51SF+55SF+57+59)	01F			24,972,000	20,821,000	9,934,643	9,882,747	9,882,747		14,522,264
TITLUL I CHELTUIELI DE PERSONAL (cod 10.01 la 10.03)	10			9,766,000	5,796,000	5,317,566	5,317,566	5,317,566		5,348,930
Cheltuieli salariale in bani (cod 10.01.01+10.01.03 la 10.01.08 +10.01.10 la 10.01.16 +10.01.30)	1001			8,720,000	4,846,000	4,683,913	4,683,913	4,683,913		4,703,414
Salarii de baza	100101			8,409,000	4,614,000	4,495,406	4,495,406	4,495,406		4,515,612
Alte sporuri	100106			226,000	147,000	146,105	146,105	146,105		152,621
Indemnizatii de delegare	100113			10,000	10,000					
Alte drepturi salariale in bani	100130			75,000	75,000	42,402	42,402	42,402		35,181
Cheltuieli salariale in natura (cod 10.02.01 la 10.02.06+10.02.30)	1002			840,000	840,000	529,767	529,767	529,767		539,653
Norme de hrana	100202			840,000	840,000	529,767	529,767	529,767		539,653
Contributii (cod 10.03.01 la 10.03.06)	1003			206,000	110,000	103,886	103,886	103,886		105,863
Contributii de asigurari sociale de stat	100301			7,100						
Contributii de asigurari de somaj	100302			300						
Contributii de asigurari sociale de sanatate	100303			2,300						
Contributii de asigurari pentru accidente de munca si boli profesionale	100304			100						
Contributii pentru concedii si indemnizatii	100306			400						

A	B	1	2	3	4	5	6	7	8=6-7	9
Contributia asiguratorie pentru munca	100307			195,800	110,000	103,886	103,886	103,886		105,863
TITLUL II BUNURI SI SERVICII (cod 20.01 la 20.06+20.09 la 20.16+20.18 la 20.25+20.27+20.30)	20			15,206,000	15,025,000	4,617,077	4,565,181	4,565,181		9,173,334
Bunuri si servicii (cod 20.01.01 la 20.01.09+20.01.30)	2001			3,288,000	3,183,000	562,573	558,677	558,677		2,258,349
Furnituri de birou	200101			45,000	35,000	18,387	18,387	18,387		9,344
Materiale pentru curatenie	200102			9,000	8,000	4,886	4,886	4,886		4,306
Incalzit, iluminat si forta motrica	200103			45,000	40,000	31,988	31,988	31,988		28,663
Apa, canal si salubritate	200104			6,000	4,000	1,605	1,605	1,605		3,440
Carburanti si lubrifianti	200105			129,000	74,000	51,829	51,829	51,829		49,889
Posta, telecomunicatii, radio, tv, internet	200108			284,000	258,000	55,838	51,942	51,942		216,103
Materiale si prestari de servicii cu caracter functional	200109			2,665,000	2,664,000	339,766	339,766	339,766		1,894,214
Alte bunuri si servicii pentru intretinere si functionare	200130			105,000	100,000	58,274	58,274	58,274		52,390
Reparatii curente	2002			46,000	26,000	45,000				
Medicamente si materiale sanitare (cod 20.04.01 la 20.04.04)	2004			3,309,000	3,309,000	1,408,335	1,408,335	1,408,335		3,297,970
Medicamente	200401			4,000	4,000	1,616	1,616	1,616		1,647
Materiale sanitare	200402			3,305,000	3,305,000	1,406,719	1,406,719	1,406,719		3,296,323
Bunuri de natura obiectelor de inventar (cod 20.05.01+20.05.03+20.05.30)	2005			572,000	572,000	394,298	391,298	391,298		180,993
Uniforme si echipament	200501			103,000	103,000	52,016	52,016	52,016		169,868
Lenjerie si accesorii de pat	200503			128,000	128,000	101,780	101,780	101,780		
Alte obiecte de inventar	200530			341,000	341,000	240,502	237,502	237,502		11,125
Deplasari, detasari, transferari (cod 20.06.01+20.06.02)	2006			30,000	30,000	25,560	25,560	25,560		
Deplasari interne, detasari, transferari	200601			30,000	30,000	25,560	25,560	25,560		
Protectia muncii	2014			8,000	8,000	450	450	450		3,321
Cheltuieli judiciare si extrajudiciare derivate din actiuni in reprezentarea intereselor statului, potrivit dispozitiilor legale	2025			5,000	4,000	200	200	200		200
Alte cheltuieli (cod 20.30.01 la 20.30.04+20.30.06+20.30.07+20.30.09+20.30.30)	2030			7,948,000	7,893,000	2,180,661	2,180,661	2,180,661		3,432,501
Prime de asigurare non-viata	203003			40,000	25,000	14,040	14,040	14,040		14,040
Chirii	203004			70,000	50,000	33,452	33,452	33,452		33,452
Alte cheltuieli cu bunuri si servicii	203030			7,838,000	7,818,000	2,133,169	2,133,169	2,133,169		3,385,009
TITLUL XIX PLATI EFECTUATE IN ANII PRECEDENTI SI RECUPERATE IN ANUL CURENT(85.01)	85F					-35,744	-35,744	-35,744		


A	B	1	2	3	4	5	6	7	8=6-7	9
Plati efectuate in anii precedenti si recuperate in anul curent (cod 85.01.01)	8501F					-35,744	-35,744	-35,744		
Plati efectuate in anii precedenti si recuperate in anul curent in sectiunea de functionare a bugetului local	850101					-35,744	-35,744	-35,744		
SECTIUNEA DE DEZVOLTARE (cod 51+55+56+58+70+81+85)	D	9,572,000	9,572,000	2,546,000	1,572,000	38,080	38,080	38,080		22,546
TITLUL X Proiecte cu finantare din fonduri externe nerambursabile aferente cadrului financiar 2014-2020 (cod 58.01 la 58.05+58.11+58.12+58.15+58.16+58.30)	58	2,289,000	2,289,000	1,946,000	973,000					
Programe Instrumentul European de Vecinatate (ENI) (cod 58.12.01 la 58.12.03)	5812	2,289,000	2,289,000	1,946,000	973,000					
Finantarea nationala	581201	1,603,600	1,603,600	1,575,900	787,950					
Finantarea externa nerambursabila	581202	289,400	289,400	175,100	87,550					
Cheltuieli neeligibile	581203	396,000	396,000	195,000	97,500					
CHELTUIELI DE CAPITAL ((cod 71+72+75)	70	7,283,000	7,283,000	600,000	599,000	38,080	38,080	38,080		22,546
TITLUL XIII ACTIVE NEFINANCIARE (cod 71.01 + 71.03)	71	7,283,000	7,283,000	600,000	599,000	38,080	38,080	38,080		22,546
Active fixe (cod 71.01.01 la 71.01.03+71.01.30)	7101	7,283,000	7,283,000	600,000	599,000	38,080	38,080	38,080		22,546
Constructii	710101									6,690
Masini, echipamente si mijloace de transport	710102	590,000	590,000	549,000	549,000					7,976
Mobilier, aparatura birotica si alte active corporale	710103									7,880
Alte active fixe	710130	6,693,000	6,693,000	51,000	50,000	38,080	38,080	38,080		
	84					-35,744	-35,744	-35,744		
A. CHELTUIELILE CURENTE (10+20+30+40+50+51+55+56+58+57+59)	01	2,289,000	2,289,000	26,918,000	21,794,000	9,934,643	9,882,747	9,882,747		14,522,264
TITLUL XIX PLATI EFECTUATE IN ANII PRECEDENTI SI RECUPERATE IN ANUL CURENT (85.01)	85					-35,744	-35,744	-35,744		

*) Se inscriu denumirea si simbolul capitolelor din bugetul aprobat detaliate pe titluri , articole, alineate, pe structura clasificatiei economice (bugetele locale, bugetul creditelor externe, bugetul creditelor interne, bugetul fondurilor externe nerambursabile - sursa D, institutii finantate integral sau partial din venituri proprii/activitati finantate integral din venituri proprii)

NOTA: Sumele inscrise in col. 6 "Plati efectuate" cu semnul minus la Titlul 85, art. 85.01 "Plati efectuate din precedenti si recuperate in anul curent", se inscriu si pe col. 4 "Angajamente bugetare" si col. 5 "Angajamente legale" la acelasi cod tot cu semnul minus , astfel incat in col. 7 "Angajamente legale de platit" sa nu fie raportate sume.

Conducatorul institutiei

CATALIN CHERECHES



Conducatorul compartimentului

financiar-contabil

CARMEN POP

CONTUL DE EXECUTIE AL INSTITUTIILOR PUBLICE - CHELTUIELI

la data de 30.06.2020

Cod 21 Capitol 6502

Subcapitol

-lei-

DENUMIREA INDICATORILOR*)	Cod indicator	Credite de angajament		Credite bugetare		Angajamente bugetare	Angajamente legale	Plati efectuate	Angajamente legale de platit	Cheltuieli efective
		aprobate la finele perioadei de raportare	trimestriale cumulate	aprobate la finele perioadei de raportare	trimestriale cumulate					
A	B	1	2	3	4	5	6	7	8=6-7	9
TOTAL CHELTUIELI(SECTIUNEA DE FUNCTIONARE+SECTIUNEA DE DEZVOLTARE)		153,380,000	153,380,000	93,724,000	60,178,710	78,798,508	77,598,975	17,076,832	60,522,143	12,061,738
SECTIUNEA DE FUNCTIONARE (cod 01+79+85)	F			22,538,000	18,775,810	22,538,000	22,538,000	12,812,614	9,725,386	10,638,206
CHELTUIELI CURENTE (10+20+30+40+50+51SF+55SF+57+59)	01F			22,538,000	18,775,810	22,538,000	22,538,000	12,813,164	9,724,836	10,638,206
TITLUL II BUNURI SI SERVICII (cod 20.01 la 20.06+20.09 la 20.16+20.18 la 20.25+20.27+20.30)	20			14,466,000	11,921,870	14,466,000	14,466,000	7,841,185	6,624,815	6,749,566
Bunuri si servicii (cod 20.01.01 la 20.01.09+20.01.30)	2001			10,737,930	8,669,990	10,737,930	10,737,930	6,052,769	4,685,161	5,862,691
Furnituri de birou	200101			294,440	214,140	294,440	294,440	67,098	227,342	111,707
Materiale pentru curatenie	200102			538,790	398,520	538,790	538,790	200,768	338,022	178,653
Incalzit, iluminat si forta motrica	200103			5,796,990	4,977,400	5,796,990	5,796,990	4,034,079	1,762,911	4,025,738
Apa, canal si salubritate	200104			1,407,680	976,640	1,407,680	1,407,680	599,430	808,250	638,399
Carburanti si lubrifianti	200105			2,000	2,000	2,000	2,000	1,037	963	1,037
Piese de schimb	200106			3,500	3,500	3,500	3,500	2,105	1,395	2,105
Transport	200107			710,340	566,830	710,340	710,340	260,976	449,364	110,400
Posta, telecomunicatii, radio, tv, internet	200108			300,380	221,090	300,380	300,380	149,638	150,742	162,976
Materiale si prestari de servicii cu caracter functional	200109			551,210	438,910	551,210	551,210	235,213	315,997	186,241
Alte bunuri si servicii pentru intretinere si functionare	200130			1,132,600	870,960	1,132,600	1,132,600	502,425	630,175	445,435
Reparatii curente	2002			1,698,940	1,553,940	1,698,940	1,698,940	1,031,674	667,266	250,500
Medicamente si materiale sanitare (cod 20.04.01 la 20.04.04)	2004			161,780	156,430	161,780	161,780	33,995	127,785	79,554
Medicamente	200401			4,800	1,650	4,800	4,800		4,800	6,482
Materiale sanitare	200402			79,700	77,500	79,700	79,700	20,427	59,273	35,425

A	B	1	2	3	4	5	6	7	8=6-7	9
Dezinfectanti	200404			77,280	77,280	77,280	77,280	13,568	63,712	37,647
Bunuri de natura obiectelor de inventar (cod 20.05.01+20.05.03+20.05.30)	2005			1,011,020	871,920	1,011,020	1,011,020	397,004	614,016	293,943
Uniforme si echipament	200501			5,000	4,500	5,000	5,000		5,000	2,539
Alte obiecte de inventar	200530			1,006,020	867,420	1,006,020	1,006,020	397,004	609,016	291,404
Deplasari, detasari, transferari (cod 20.06.01+20.06.02)	2006			32,000	24,500	32,000	32,000	2,392	29,608	3,107
Deplasari interne, detasari, transferari	200601			32,000	24,500	32,000	32,000	2,392	29,608	3,107
Materiale de laborator	2009			8,000	7,500	8,000	8,000	180	7,820	
Carti, publicatii si materiale documentare	2011			47,100	38,030	47,100	47,100	8,157	38,943	2,849
Pregatire profesionala	2013			156,390	139,190	156,390	156,390	36,535	119,855	35,325
Protectia muncii	2014			41,940	25,140	41,940	41,940	8,040	33,900	2,800
Alte cheltuieli (cod 20.30.01 la 20.30.04+20.30.06+20.30.07+20.30.09+20.30.30)	2030			570,900	435,230	570,900	570,900	270,439	300,461	218,797
Prime de asigurare non-viata	203003			179,210	114,100	179,210	179,210	79,559	99,651	71,264
Chirii	203004			69,000	69,000	69,000	69,000	46,000	23,000	46,000
Alte cheltuieli cu bunuri si servicii	203030			322,690	252,130	322,690	322,690	144,880	177,810	101,533
TITLUL VII ALTE TRANSFERURI (cod 55.01+ 55.02)	55F			2,474,000	1,484,000	2,474,000	2,474,000	1,389,062	1,084,938	1,389,062
Transferuri interne (55.01.18+55.01.63+55.01.65)	5501F			2,474,000	1,484,000	2,474,000	2,474,000	1,389,062	1,084,938	1,389,062
Finantarea invatamantului particular sau confesional acreditat	550163			2,474,000	1,484,000	2,474,000	2,474,000	1,389,062	1,084,938	1,389,062
TITLUL IX ASISTENTA SOCIALA (cod 57.02)	57			2,479,000	2,413,600	2,479,000	2,479,000	1,547,415	931,585	1,413,959
Ajutoare sociale (cod 57.02.01 la 57.02.05)	5702			2,479,000	2,413,600	2,479,000	2,479,000	1,547,415	931,585	1,413,959
Ajutoare sociale in numerar	570201			2,429,000	2,378,600	2,429,000	2,429,000	1,524,715	904,285	1,391,259
Tichete de cresa	570203			50,000	35,000	50,000	50,000	22,700	27,300	22,700
TITLUL XI ALTE CHELTUIELI (cod 59.01+59.02+59.08+59.11+59.12+59.15+59.17+59.20+59.22+ 59.25+59.30+59.35)	59			3,119,000	2,956,340	3,119,000	3,119,000	2,035,502	1,083,498	1,085,619
Burse	5901			2,214,000	2,051,340	2,214,000	2,214,000	1,173,653	1,040,347	1,053,530
Actiuni cu caracter stiintific si social-cultural	5922			905,000	905,000	905,000	905,000	861,849	43,151	32,089
TITLUL XIX PLATI EFECTUATE IN ANII PRECEDENTI SI RECUPERATE IN ANUL CURENT(85.01)	85F							-550	550	
Plati efectuate in anii precedenti si recuperate in anul curent (cod 85.01.01)	8501F							-550	550	
Plati efectuate in anii precedenti si recuperate in anul curent în sectiunea de functionare a bugetului local	850101							-550	550	

A	B	1	2	3	4	5	6	7	8=6-7	9
SECTIUNEA DE DEZVOLTARE (cod 51+55+56+58+70+81+85)	D	153,380,000	153,380,000	71,186,000	41,402,900	56,260,508	55,060,975	4,264,218	50,796,757	1,423,532
TITLUL VII ALTE TRANSFERURI (cod 55.01)	55D			7,000	5,260	7,000	7,000	2,538	4,462	2,538
A. Transferuri interne (cod 55.01.03+55.01.07 la 55.01.10 +55.01.12 + 55.01.13 +55.01.15+55.01.28+55.01.42+55.01.56)	5501D			7,000	5,260	7,000	7,000	2,538	4,462	2,538
Transferuri din bugetul local catre asociatiile de dezvoltare intercomunitara	550142			7,000	5,260	7,000	7,000	2,538	4,462	2,538
Titlul VIII PROIECTE CU FINANTARE DIN FONDURI EXTERNE NERAMBURSABILE (FEN) POSTADERARE (cod 56.01 la 56.05+cod 56.07+56.08+56.11+56.15 la 56.18 +56.25+56.27+56.28+56.40)	56									4,964
Programe din Fondul European de Dezvoltare Regionala (FEDR) (cod 56.01.01 la 56.01.03)	5601									4,964
Finantarea nationala*)	560101									333
Finantarea externa nerambursabila*)	560102									1,432
Cheltuieli neeligibile*)	560103									3,199
TITLUL X Proiecte cu finantare din fonduri externe nerambursabile aferente cadrului financiar 2014-2020 (cod 58.01 la 58.05+58.11+58.12+58.15+58.16+58.30)	58	93,653,000	93,653,000	65,250,000	35,469,640	50,816,544	49,617,011	2,657,547	46,959,464	1,259,565
Programe din Fondul European de Dezvoltare Regionala (FEDR) (cod 58.01.01 la 58.01.03)	5801	90,455,000	90,455,000	59,170,000	30,978,890	47,652,666	46,453,133	1,031,399	45,421,734	
Finantarea nationala	580101	11,262,950	11,262,950	7,171,620	4,012,000	6,050,627	5,930,697	151,267	5,779,430	
Finantarea externa nerambursabila	580102	63,816,100	63,816,100	40,632,560	22,236,880	34,283,265	33,603,662	857,178	32,746,484	
Cheltuieli neeligibile	580103	15,375,950	15,375,950	11,365,820	4,730,010	7,318,774	6,918,774	22,954	6,895,820	
Programe din Fondul Social European (FSE) (cod 58.02.01 la 58.02.03)	5802	3,198,000	3,198,000	6,080,000	4,490,750	3,163,878	3,163,878	1,626,148	1,537,730	1,259,565
Finantarea nationala	580201	482,350	482,350	914,950	677,160	478,410	478,410	245,213	233,197	189,544
Finantarea externa nerambursabila	580202	2,715,650	2,715,650	5,165,050	3,813,590	2,685,468	2,685,468	1,380,935	1,304,533	1,070,021
CHELTUIELI DE CAPITAL ((cod 71+72+75)	70	59,727,000	59,727,000	5,929,000	5,928,000	5,438,961	5,438,961	1,606,130	3,832,831	156,465
TITLUL XIII ACTIVE NEFINANCIARE (cod 71.01 + 71.03)	71	59,727,000	59,727,000	5,929,000	5,928,000	5,438,961	5,438,961	1,606,130	3,832,831	156,465
Active fixe (cod 71.01.01 la 71.01.03+71.01.30)	7101	3,623,000	3,623,000	1,743,000	1,743,000	1,697,000	1,697,000	531,782	1,165,218	155,843
Constructii	710101			107,000	107,000	107,000	107,000	5,950	101,050	3,564
Masini, echipamente si mijloace de transport	710102	500,000	500,000	155,300	155,300	155,300	155,300	77,607	77,693	25,263
Mobilier, aparatura birotica si alte active corporale	710103			182,000	182,000	182,000	182,000	13,599	168,401	17,884

A	B	1	2	3	4	5	6	7	8=6-7	9
Alte active fixe	710130	3,123,000	3,123,000	1,298,700	1,298,700	1,252,700	1,252,700	434,626	818,074	109,132
Reparatii capitale aferente activelor fixe	7103	56,104,000	56,104,000	4,186,000	4,185,000	3,741,961	3,741,961	1,074,348	2,667,613	622
TITLUL XIX PLATI EFECTUATE IN ANII PRECEDENTI SI RECUPERATE IN ANUL CURENT (85.01)	85					-1,997	-1,997	-1,997		
Plati efectuate in anii precedenti si recuperate in anul curent (cod 85.01.02+85.01.05)	8501					-1,997	-1,997	-1,997		
Plati efectuate in anii precedenti si recuperate in anul curent aferente fondurilor externe nerambursabile	850105					-1,997	-1,997	-1,997		
TITLUL VII ALTE TRANSFERURI (cod 55.01+55.02)	55			2,481,000	1,489,260	2,481,000	2,481,000	1,391,600	1,089,400	1,391,600
	84					-1,997	-1,997	-2,547	550	
A. CHELTUIELILE CURENTE (10+20+30+40+50+51+55+56+58+57+59)	01	93,653,000	93,653,000	87,795,000	54,250,710	73,361,544	72,162,011	15,473,249	56,688,762	11,905,273
TITLUL XIX PLATI EFECTUATE IN ANII PRECEDENTI SI RECUPERATE IN ANUL CURENT (85.01)	85					-1,997	-1,997	-2,547	550	

*) Se inscriu denumirea si simbolul capitolelor din bugetul aprobat detaliate pe titluri , articole, alineate, pe structura clasificatiei economice (bugetele locale, bugetul creditelor externe, bugetul creditelor interne, bugetul fondurilor externe nerambursabile - sursa D, institutii finantate integral sau partial din venituri proprii/activitati finantate integral din veniturii proprii)

NOTA: Sumele inscrise in col. 6 "Plati efectuate" cu semnul minus la Titlul 85, art. 85.01 "Plati efectuate din precedenti si recuperate in anul curent", se inscriu si pe col. 4"Angajamente bugetare" si col. 5 "Angajamente legale" la acelasi cod tot cu semnul minus , astfel incat in col. 7 "Angajamente legale de platit" sa nu fie raportate sume.

Conducatorul institutiei

CATALIN CHEREȘAN

PRIMAR


1

Municipiul Bala-Mare

Conducatorul compartimentului

financiar-contabil

CARMEN POP



CONTUL DE EXECUTIE AL INSTITUTIILOR PUBLICE - CHELTUIELI

la data de 30.06.2020

Cod 21 Capitol 6602

Subcapitol

-lei-

DENUMIREA INDICATORILOR*)	Cod indicator	Credite de angajament		Credite bugetare		Angajamente bugetare	Angajamente legale	Plati efectuate	Angajamente legale de platit	Cheltuieli efective
		aprobate la finele perioadei de raportare	trimestriale cumulate	aprobate la finele perioadei de raportare	trimestriale cumulate					
A	B	1	2	3	4	5	6	7	8=6-7	9
TOTAL CHELTUIELI(SECTIUNEA DE FUNCTIONARE+SECTIUNEA DE DEZVOLTARE)		28,315,000	28,315,000	24,419,000	8,568,000	6,374,729	6,374,729	3,379,408	2,995,321	3,363,121
SECTIUNEA DE FUNCTIONARE (cod 01+79+85)	F			6,564,000	3,758,000	6,216,000	6,216,000	3,220,679	2,995,321	3,230,121
CHELTUIELI CURENTE (10+20+30+40+50+51SF+55SF+57+59)	01F			6,564,000	3,758,000	6,216,000	6,216,000	3,220,679	2,995,321	3,230,121
TITLUL I CHELTUIELI DE PERSONAL (cod 10.01 la 10.03)	10			5,369,000	2,701,000	5,369,000	5,369,000	2,474,972	2,894,028	2,479,441
Cheltuieli salariale in bani (cod 10.01.01+10.01.03 la 10.01.08 +10.01.10 la 10.01.16 +10.01.30)	1001			5,159,000	2,554,000	5,159,000	5,159,000	2,335,126	2,823,874	2,339,441
Salarii de baza	100101			4,291,000	2,128,000	4,291,000	4,291,000	1,972,256	2,318,744	1,968,686
Sporuri pentru conditii de munca	100105			604,000	302,000	604,000	604,000	254,462	349,538	260,502
Indemnizatii de hrana	100117			264,000	124,000	264,000	264,000	108,408	155,592	110,253
Cheltuieli salariale in natura (cod 10.02.01 la 10.02.06+10.02.30)	1002			90,000	90,000	90,000	90,000	89,400	600	89,400
Tichete de vacanta	100206			90,000	90,000	90,000	90,000	89,400	600	89,400
Contributii (cod 10.03.01 la 10.03.06)	1003			120,000	57,000	120,000	120,000	50,446	69,554	50,600
Contributia asiguratorie pentru munca	100307			120,000	57,000	120,000	120,000	50,446	69,554	50,600
TITLUL II BUNURI SI SERVICII (cod 20.01 la 20.06+20.09 la 20.16+20.18 la 20.25+20.27+20.30)	20			150,000	132,000	132,000	132,000	56,153	75,847	61,310
Bunuri si servicii (cod 20.01.01 la 20.01.09+20.01.30)	2001			69,000	51,000	51,000	51,000	22,614	28,386	21,319
Furnituri de birou	200101			9,000	7,000	7,000	7,000	1,614	5,386	2,229
Materiale pentru curatenie	200102			8,000	6,000	6,000	6,000	3,205	2,795	3,784
Posta, telecomunicatii, radio, tv, internet	200108			14,000	8,000	8,000	8,000	3,698	4,302	3,699


A	B	1	2	3	4	5	6	7	8=6-7	9
Materiale si prestari de servicii cu caracter functional	200109			19,000	11,000	11,000	11,000	4,730	6,270	1,622
Alte bunuri si servicii pentru intretinere si functionare	200130			19,000	19,000	19,000	19,000	9,367	9,633	9,985
Medicamente si materiale sanitare (cod 20.04.01 la 20.04.04)	2004			65,000	65,000	65,000	65,000	28,716	36,284	37,491
Medicamente	200401			29,000	29,000	29,000	29,000	14,793	14,207	15,458
Materiale sanitare	200402			36,000	36,000	36,000	36,000	13,923	22,077	22,033
Bunuri de natura obiectelor de inventar (cod 20.05.01+20.05.03+20.05.30)	2005			9,000	9,000	9,000	9,000	2,323	6,677	
Alte obiecte de inventar	200530			9,000	9,000	9,000	9,000	2,323	6,677	
Alte cheltuieli (cod 20.30.01 la 20.30.04+20.30.06+20.30.07+20.30.09+20.30.30)	2030			7,000	7,000	7,000	7,000	2,500	4,500	2,500
Alte cheltuieli cu bunuri si servicii	203030			7,000	7,000	7,000	7,000	2,500	4,500	2,500
TITLUL VI TRANSFERURI INTRE UNITATI ALE ADMINISTRATIEI PUBLICE (cod 51.01) (cod 51.01)	51F			1,000,000	900,000	670,000	670,000	670,000		670,000
Transferuri curente (cod 51.01.01+51.01.03+51.01.05+51.01.14+51.01.15+51.01.24+51.01.26+51.01.31+51.01.39+51.01.46+51.01.49+51.01.60+51.01.61+51.01.64)	5101			1,000,000	900,000	670,000	670,000	670,000		670,000
Actiuni de sanatate	510103			1,000,000	900,000	670,000	670,000	670,000		670,000
TITLUL IX ASISTENTA SOCIALA (cod 57.02)	57			6,000	5,000	6,000	6,000	714	5,286	392
Ajutoare sociale (cod 57.02.01 la 57.02.05)	5702			6,000	5,000	6,000	6,000	714	5,286	392
Ajutoare sociale-in natura	570202			6,000	5,000	6,000	6,000	714	5,286	392
TITLUL XI ALTE CHELTUIEL (cod 59.01+59.02+59.08+59.11+59.12+59.15+59.17+59.20+59.22+59.25+59.30+59.35)	59			39,000	20,000	39,000	39,000	18,840	20,160	18,978
Sume aferente persoanelor cu handicap neincadrate	5940			39,000	20,000	39,000	39,000	18,840	20,160	18,978
SECTIUNEA DE DEZVOLTARE (cod 51+55+56+58+70+81+85)	D	28,315,000	28,315,000	17,855,000	4,810,000	158,729	158,729	158,729		133,000
TITLUL VI TRANSFERURI INTRE UNITATI ALE ADMINISTRATIEI PUBLICE (cod 51.02)	51D			5,855,000	4,761,000	133,000	133,000	133,000		133,000
Transferuri de capital (cod 51.02.12+51.02.28+51.02.29)	5102			5,855,000	4,761,000	133,000	133,000	133,000		133,000
Transferuri pentru finantarea investitiilor la spitale	510212			5,855,000	4,761,000	133,000	133,000	133,000		133,000
TITLUL X Proiecte cu finantare din fonduri externe nerambursabile aferente cadrului financiar 2014-2020 (cod 58.01 la 58.05+58.11+58.12+58.15+58.16+58.30)	58	28,315,000	28,315,000	12,000,000	49,000	25,729	25,729	25,729		
Programe din Fondul European de Dezvoltare Regionala	5801	28,315,000	28,315,000	12,000,000	49,000	25,729	25,729	25,729		

A	B	1	2	3	4	5	6	7	8=6-7	9
(FEDR) (cod 58.01.01 la 58.01.03)										
Finantarea nationala	580101	5,316,000	5,316,000	2,325,000	6,000	1,742	1,742	1,742		
Finantarea externa nerambursabila	580102	19,435,000	19,435,000	8,175,000	23,000	6,137	6,137	6,137		
Cheltuieli neeligibile	580103	3,564,000	3,564,000	1,500,000	20,000	17,850	17,850	17,850		
TITLUL VI TRANSFERURI INTRE UNITATI ALE ADMINISTRATIEI PUBLICE (cod 51.01+51.02)	51			6,855,000	5,661,000	803,000	803,000	803,000		803,000
A. CHELTUIELILE CURENTE (10+20+30+40+50+51+55+56+58+57+59)	01	28,315,000	28,315,000	24,419,000	8,568,000	6,374,729	6,374,729	3,379,408	2,995,321	3,363,121

*) Se inscriu denumirea si simbolul capitolelor din bugetul aprobat detaliate pe titluri , articole, alineate, pe structura clasificatiei economice (bugetele locale, bugetul creditelor externe, bugetul creditelor interne, bugetul fondurilor externe nerambursabile - sursa D, institutii finantate integral sau partial din venituri proprii/activitati finantate integral din veniturii proprii)
 NOTA: Sumele inscrise in col. 6 "Plati efectuate" cu semnul minus la Titlul 85, art. 85.01 "Plati efectuate din precedenti si recuperate in anul curent", se inscriu si pe col. 4 "Angajamente bugetare" si col. 5 "Angajamente legale" la acelasi cod tot cu semnul minus , astfel incat in col. 7 "Angajamente legale de platit" sa nu fie raportate sume.

Conducatorul institutiei

CATALIN CHERECHES



Conducatorul compartimentului
financiar-contabil
CARMEN POP

CONTUL DE EXECUTIE AL INSTITUTIILOR PUBLICE - CHELTUIELI

la data de 30.06.2020

Cod 21 Capitol 6702

Subcapitol

-lei-

DENUMIREA INDICATORILOR*)	Cod indicator	Credite de angajament		Credite bugetare		Angajamente bugetare	Angajamente legale	Plati efectuate	Angajamente legale de platit	Cheltuieli efective
		aprobate la finele perioadei de raportare	trimestriale cumulate	aprobate la finele perioadei de raportare	trimestriale cumulate					
A	B	1	2	3	4	5	6	7	8=6-7	9
TOTAL CHELTUIELI(SECTIUNEA DE FUNCTIONARE+SECTIUNEA DE DEZVOLTARE)		148,593,000	148,593,000	22,623,000	20,027,900	13,207,974	13,207,790	13,060,974	146,816	11,535,971
SECTIUNEA DE FUNCTIONARE (cod 01+79+85)	F			22,172,000	19,578,900	13,083,974	13,083,790	13,060,974	22,816	11,531,685
CHELTUIELI CURENTE (10+20+30+40+50+51SF+55SF+57+59)	01F			22,172,000	19,578,900	13,113,715	13,113,531	13,090,715	22,816	11,531,685
TITLUL II BUNURI SI SERVICII (cod 20.01 la 20.06+20.09 la 20.16+20.18 la 20.25+20.27+20.30)	20			19,000	19,000	18,564	18,564	18,564		
Bunuri si servicii (cod 20.01.01 la 20.01.09+20.01.30)	2001			19,000	19,000	18,564	18,564	18,564		
Alte bunuri si servicii pentru intretinere si functionare	200130			19,000	19,000	18,564	18,564	18,564		
TITLUL VI TRANSFERURI INTRE UNITATI ALE ADMINISTRATIEI PUBLICE (cod 51.01) (cod 51.01)	51F			14,072,000	11,478,900	8,928,470	8,928,470	8,928,470		8,928,470
Transferuri curente (cod 51.01.01+51.01.03+51.01.05+51.01.14+51.01.15+51.01.24+51.01.26+51.01.31+51.01.39+51.01.46+51.01.49+51.01.60+51.01.61+51.01.64)	5101			14,072,000	11,478,900	8,928,470	8,928,470	8,928,470		8,928,470
Transferuri catre institutii publice	510101			14,072,000	11,478,900	8,928,470	8,928,470	8,928,470		8,928,470
TITLUL XI ALTE CHELTUIELI (cod 59.01+59.02+59.08+59.11+59.12+59.15+59.17+59.20+59.22+59.25+59.30+59.35)	59			8,081,000	8,081,000	4,166,681	4,166,497	4,143,681	22,816	2,603,215
Asociatii si fundatii	5911			7,207,000	7,207,000	3,751,681	3,751,497	3,728,681	22,816	2,553,215
Sustinerea cultelor	5912			874,000	874,000	415,000	415,000	415,000		50,000
TITLUL XIX PLATI EFECTUATE IN ANII PRECEDENTI SI RECUPERATE IN ANUL CURENT(85.01)	85F					-29,741	-29,741	-29,741		
Plati efectuate in anii precedenti si recuperate in anul curent	8501F					-29,741	-29,741	-29,741		

A	B	1	2	3	4	5	6	7	8=6-7	9
(cod 85.01.01)										
Plati efectuate in anii precedenti si recuperate in anul curent in sectiunea de functionare a bugetului local	850101					-29,741	-29,741	-29,741		
SECTIUNEA DE DEZVOLTARE (cod 51+55+56+58+70+81+85)	D	148,593,000	148,593,000	451,000	449,000	124,000	124,000		124,000	4,286
TITLUL VI TRANSFERURI INTRE UNITATI ALE ADMINISTRATIEI PUBLICE (cod 51.02)	51D			129,000	129,000	124,000	124,000		124,000	
Transferuri de capital (cod 51.02.12+51.02.28+51.02.29)	5102			129,000	129,000	124,000	124,000		124,000	
Alte transferuri de capital catre institutii publice	510229			129,000	129,000	124,000	124,000		124,000	
CHELTUIELI DE CAPITAL ((cod 71+72+75)	70	148,593,000	148,593,000	322,000	320,000					4,286
TITLUL XIII ACTIVE NEFINANCIARE (cod 71.01 + 71.03)	71	148,593,000	148,593,000	322,000	320,000					4,286
Active fixe (cod 71.01.01 la 71.01.03+71.01.30)	7101	1,306,000	1,306,000	321,000	320,000					4,286
Constructii	710101	1,000,000	1,000,000	1,000						
Alte active fixe	710130	306,000	306,000	320,000	320,000					4,286
Reparatii capitale aferente activelor fixe	7103	147,287,000	147,287,000	1,000						
TITLUL VI TRANSFERURI INTRE UNITATI ALE ADMINISTRATIEI PUBLICE (cod 51.01+51.02)	51			14,201,000	11,607,900	9,052,470	9,052,470	8,928,470	124,000	8,928,470
	84					-29,741	-29,741	-29,741		
A. CHELTUIELILE CURENTE (10+20+30+40+50+51+55+56+58+57+59)	01			22,301,000	19,707,900	13,237,715	13,237,531	13,090,715	146,816	11,531,685
TITLUL XIX PLATI EFECTUATE IN ANII PRECEDENTI SI RECUPERATE IN ANUL CURENT (85.01)	85					-29,741	-29,741	-29,741		

*) Se inscriu denumirea si simbolul capitolului din bugetul aprobat detaliat pe titluri , articole, alineate, pe structura clasificatiei economice (bugetele locale, bugetul creditelor externe, bugetul creditelor interne, bugetul fondurilor externe nerambursabile - sursa D, institutii finantate integral sau partial din venituri proprii/activitati finantate integral din veniturii proprii)

NOTA: Sumele inscrise in col. 6 "Plati efectuate" cu semnul minus la Titlul 85, art. 85.01 "Plati efectuate din precedenti si recuperate in anul curent", se inscriu si pe col. 4 "Angajamente bugetare" si col. 5 "Angajamente legale" la acelasi cod tot cu semnul minus , astfel incat in col. 7 "Angajamente legale de platit" sa nu fie raportate sume.

Conducatorul institutiei

CATALIN CHERECHES

PRIMAR

1

Municipiul Baia Mare

Conducatorul compartimentului

financiar-contabil

CARMEN POP



CONTUL DE EXECUTIE AL INSTITUTIILOR PUBLICE - CHELTUIELI

la data de 30.06.2020

Cod 21 Capitol 6802

Subcapitol

-lei-

DENUMIREA INDICATORILOR*)	Cod indicator	Credite de angajament		Credite bugetare		Angajamente bugetare	Angajamente legale	Plati efectuate	Angajamente legale de platit	Cheltuieli efective
		aprobate la finele perioadei de raportare	trimestriale cumulate	aprobate la finele perioadei de raportare	trimestriale cumulate					
A	B	1	2	3	4	5	6	7	8=6-7	9
TOTAL CHELTUIELI(SECTIUNEA DE FUNCTIONARE+SECTIUNEA DE DEZVOLTARE)		67,481,000	67,481,000	65,148,000	54,354,000	60,447,605	51,500,241	33,940,425	17,559,816	35,130,736
SECTIUNEA DE FUNCTIONARE (cod 01+79+85)	F			43,270,000	35,106,000	43,025,388	43,025,388	28,024,167	15,001,221	29,315,068
CHELTUIELI CURENTE (10+20+30+40+50+51SF+55SF+57+59)	01F			43,270,000	35,106,000	43,050,000	43,050,000	28,048,779	15,001,221	29,315,068
TITLUL I CHELTUIELI DE PERSONAL (cod 10.01 la10.03)	10			23,174,000	15,541,000	23,174,000	23,174,000	14,770,541	8,403,459	14,974,982
Cheltuieli salariale in bani (cod 10.01.01+10.01.03 la 10.01.08 +10.01.10 la 10.01.16 +10.01.30)	1001			22,146,000	14,661,000	22,146,000	22,146,000	13,928,040	8,217,960	14,128,064
Salarii de baza	100101			19,908,000	13,101,000	19,908,000	19,908,000	12,492,966	7,415,034	12,674,332
Sporuri pentru conditii de munca	100105			528,000	286,000	528,000	528,000	235,349	292,651	241,018
Indemnizatii de delegare	100113			11,000	8,000	11,000	11,000	60	10,940	60
Indemnizatii de hrana	100117			1,699,000	1,266,000	1,699,000	1,699,000	1,199,665	499,335	1,212,654
Cheltuieli salariale in natura (cod 10.02.01 la 10.02.06+10.02.30)	1002			531,000	531,000	531,000	531,000	528,600	2,400	528,600
Tichete de vacanta	100206			531,000	531,000	531,000	531,000	528,600	2,400	528,600
Contributii (cod 10.03.01 la 10.03.06)	1003			497,000	349,000	497,000	497,000	313,901	183,099	318,318
Contributia asiguratorie pentru munca	100307			497,000	349,000	497,000	497,000	313,901	183,099	318,318
TITLUL II BUNURI SI SERVICII (cod 20.01 la 20.06+20.09 la 20.16+20.18 la 20.25+20.27+20.30)	20			4,845,000	4,625,000	4,625,000	4,625,000	2,279,461	2,345,539	2,480,279
Bunuri si servicii (cod 20.01.01 la 20.01.09+20.01.30)	2001			3,066,000	2,885,000	2,885,000	2,885,000	1,601,825	1,283,175	1,662,168
Furnituri de birou	200101			79,000	79,000	79,000	79,000	17,182	61,818	17,273
Materiale pentru curatenie	200102			143,000	129,000	129,000	129,000	36,424	92,576	42,097

A	B	1	2	3	4	5	6	7	8=6-7	9
Incalzit, iluminat si forta motrica	200103			1,395,000	1,353,000	1,353,000	1,353,000	920,764	432,236	947,924
Apa, canal si salubritate	200104			502,000	475,000	475,000	475,000	197,841	277,159	190,172
Carburanti si lubrifianti	200105			40,000	40,000	40,000	40,000	27,423	12,577	25,369
Piese de schimb	200106			44,000	44,000	44,000	44,000	13,638	30,362	5,121
Posta, telecomunicatii, radio, tv, internet	200108			96,000	80,000	80,000	80,000	46,949	33,051	47,047
Materiale si prestari de servicii cu caracter functional	200109			603,000	527,000	527,000	527,000	295,616	231,384	310,325
Alte bunuri si servicii pentru intretinere si functionare	200130			164,000	158,000	158,000	158,000	45,988	112,012	76,840
Reparatii curente	2002			236,000	236,000	236,000	236,000	47,552	188,448	72,784
Hrana (cod 20.03.01+20.03.02)	2003			1,244,000	1,215,000	1,215,000	1,215,000	563,030	651,970	707,926
Hrana pentru oameni	200301			1,244,000	1,215,000	1,215,000	1,215,000	563,030	651,970	707,926
Medicamente si materiale sanitare (cod 20.04.01 la 20.04.04)	2004			30,000	30,000	30,000	30,000	4,532	25,468	10,772
Medicamente	200401			12,000	12,000	12,000	12,000	1,434	10,566	4,037
Materiale sanitare	200402			14,000	14,000	14,000	14,000	2,887	11,113	6,389
Dezinfectanti	200404			4,000	4,000	4,000	4,000	211	3,789	346
Bunuri de natura obiectelor de inventar (cod 20.05.01+20.05.03+20.05.30)	2005			144,000	134,000	134,000	134,000	38,245	95,755	
Alte obiecte de inventar	200530			144,000	134,000	134,000	134,000	38,245	95,755	
Deplasari, detasari, transferari (cod 20.06.01+20.06.02)	2006			30,000	30,000	30,000	30,000		30,000	
Deplasari interne, detasari, transferari	200601			20,000	20,000	20,000	20,000		20,000	
Deplasari in strainatate	200602			10,000	10,000	10,000	10,000		10,000	
Carti, publicatii si materiale documentare	2011			11,000	11,000	11,000	11,000	4,128	6,872	4,327
Pregatire profesionala	2013			34,000	34,000	34,000	34,000		34,000	2,500
Alte cheltuieli (cod 20.30.01 la 20.30.04+20.30.06+20.30.07+20.30.09+20.30.30)	2030			50,000	50,000	50,000	50,000	20,149	29,851	19,802
Alte cheltuieli cu bunuri si servicii	203030			50,000	50,000	50,000	50,000	20,149	29,851	19,802
TITLUL IX ASISTENTA SOCIALA (cod 57.02)	57			14,372,000	14,185,000	14,372,000	14,372,000	10,539,276	3,832,724	11,393,794
Ajutoare sociale (cod 57.02.01 la 57.02.05)	5702			14,372,000	14,185,000	14,372,000	14,372,000	10,539,276	3,832,724	11,393,794
Ajutoare sociale in numerar	570201			11,032,000	10,845,000	11,032,000	11,032,000	9,265,520	1,766,480	8,543,604
Ajutoare sociale in natura	570202			3,340,000	3,340,000	3,340,000	3,340,000	1,273,756	2,066,244	2,850,190
TITLUL XI ALTE CHELTUIELI (cod 59.01+59.02+59.08+59.11+59.12+59.15+59.17+59.20+59.22+59.25+59.30+59.35)	59			879,000	755,000	879,000	879,000	459,501	419,499	466,013
Asociatii si fundatii	5911			473,000	423,000	473,000	473,000	162,388	310,612	162,388

A	B	1	2	3	4	5	6	7	8=6-7	9
Sume aferente persoanelor cu handicap neîncadrate	5940			406,000	332,000	406,000	406,000	297,113	108,887	303,625
TITLUL XIX PLATI EFECTUATE IN ANII PRECEDENTI SI RECUPERATE IN ANUL CURENT(85.01)	85F					-24,612	-24,612	-24,612		
Plati efectuate in anii precedenti si recuperate in anul curent (cod 85.01.01)	8501F					-24,612	-24,612	-24,612		
Plati efectuate in anii precedenti si recuperate in anul curent in sectiunea de functionare a bugetului local	850101					-24,612	-24,612	-24,612		
SECTIUNEA DE DEZVOLTARE (cod 51+55+56+58+70+81+85)	D	67,481,000	67,481,000	21,878,000	19,248,000	17,422,217	8,474,853	5,916,258	2,558,595	5,815,668
Titlul VIII PROIECTE CU FINANTARE DIN FONDURI EXTERNE NERĂMBURSABILE (FEN) POSTADERARE (cod 56.01 la 56.05+cod 56.07+56.08+56.11+56.15 la 56.18 +56.25+56.27+56.28+56.40)	56									33,796
Programe din Fondul European de Dezvoltare Regionala (FEDR) (cod 56.01.01 la 56.01.03)	5601									10,125
Cheltuieli neeligibile*)	560103									10,125
Mecanismul financiar SEE (cod 56.17.01 la 56.17.03)	5617									23,671
Finantarea nationala*)	561701									18,458
Finantarea externa nerambursabila*)	561702									5,213
TITLUL X -Proiecte cu finantare din fonduri externe nerambursabile aferente cadrului financiar 2014-2020 (cod 58.01 la 58.05+58.11+58.12+58.15+58.16+58.30)	58	29,155,000	29,155,000	18,929,000	16,339,000	17,382,825	8,435,461	5,927,634	2,507,827	5,681,013
Programe din Fondul European de Dezvoltare Regionala (FEDR) (cod 58.01.01 la 58.01.03)	5801	13,014,000	13,014,000	773,000	773,000					
Finantarea nationala	580101	538,040	538,040	32,000	32,000					
Finantarea externa nerambursabila	580102	3,048,930	3,048,930	184,000	184,000					
Cheltuieli neeligibile	580103	9,427,030	9,427,030	557,000	557,000					
Programe din Fondul Social European (FSE) (cod 58.02.01 la 58.02.03)	5802	15,981,000	15,981,000	17,996,000	15,459,000	17,222,825	8,275,461	5,892,144	2,383,317	5,643,654
Finantarea nationala	580201	2,397,000	2,397,000	2,701,000	2,325,500	2,585,023	1,242,815	883,837	358,978	846,195
Finantarea externa nerambursabila	580202	13,584,000	13,584,000	15,295,000	13,133,500	14,637,802	7,032,646	5,008,307	2,024,339	4,797,459
Alte programe comunitare finantate in perioada 2014-2020 (cod 58.15.01 la 58.15.03)	5815	160,000	160,000	160,000	107,000	160,000	160,000	35,490	124,510	37,359
Finantarea nationala	581501	15,000	15,000	15,000	10,000	15,000	15,000	9,054	5,946	10,563

A	B	1	2	3	4	5	6	7	8=6-7	9
Finantarea externa nerambursabila	581502	145,000	145,000	145,000	97,000	145,000	145,000	26,436	118,564	26,796
CHELTUIELI DE CAPITAL ((cod 71+72+75)	70	38,326,000	38,326,000	2,949,000	2,909,000	181,000	181,000	130,232	50,768	100,859
TITLUL XIII ACTIVE NEFINANCIARE (cod 71.01 + 71.03)	71	38,326,000	38,326,000	2,949,000	2,909,000	181,000	181,000	130,232	50,768	100,859
Active fixe (cod 71.01.01 la 71.01.03+71.01.30)	7101	38,195,000	38,195,000	2,818,000	2,778,000	50,000	50,000		50,000	100,859
Constructii	710101			2,728,000	2,728,000					
Masini, echipamente si mijloace de transport	710102	10,000	10,000	10,000	10,000	10,000	10,000		10,000	
Mobilier, aparatura birotica si alte active corporale	710103	10,000	10,000	10,000	10,000	10,000	10,000		10,000	100,859
Alte active fixe	710130	38,175,000	38,175,000	70,000	30,000	30,000	30,000		30,000	
Reparatii capitale aferente activelor fixe	7103	131,000	131,000	131,000	131,000	131,000	131,000	130,232	768	
TITLUL XIX PLATI EFECTUATE IN ANII PRECEDENTI SI RECUPERATE IN ANUL CURENT (85.01)	85					-141,608	-141,608	-141,608		
Plati efectuate in anii precedenti si recuperate in anul curent (cod 85.01.02+85.01.05)	8501					-141,608	-141,608	-141,608		
Plati efectuate in anii precedenti si recuperate in anul curent aferente fondurilor externe nerambursabile	850105					-141,608	-141,608	-141,608		
	84					-166,220	-166,220	-166,220		
A. CHELTUIELILE CURENTE (10+20+30+40+50+51+55+56+58+57+59)	01	29,155,000	29,155,000	62,199,000	51,445,000	60,432,825	51,485,461	33,976,413	17,509,048	35,029,877
TITLUL XIX PLATI EFECTUATE IN ANII PRECEDENTI SI RECUPERATE IN ANUL CURENT (85.01)	85					-166,220	-166,220	-166,220		

*) Se inscriu denumirea si simbolul capitolelor din bugetul aprobat detaliate pe titluri , articole, alineate, pe structura clasificatiei economice

(bugetele locale, bugetul creditelor externe, bugetul creditelor interne, bugetul fondurilor externe nerambursabile - sursa D, institutii finantate integral sau partial din venituri proprii/activitati finantate integral din veniturii proprii)

NOTA: Sumele inscise in col. 6 "Plati efectuate" cu semnul minus la Titlul 85, art. 85.01 "Plati efectuate din precedenti si recuperate in anul curent", se inscriu si pe col. 4 "Angajamente bugetare" si col. 5 "Angajamente legale" la acelasi cod tot cu semnul minus , astfel incat in col. 7 "Angajamente legale de platit" sa nu fie raportate sume.

Conducatorul institutiei

CATALIN CHERECHES

PRIMAR

Municipiul Baia Mare

Conducatorul compartimentului

financiar-contabil

CARMEN POP

CONTUL DE EXECUTIE AL INSTITUTIILOR PUBLICE - CHELTUIELI

la data de 30.06.2020

Cod 21 Capitol 7002

Subcapitol

-lei-

DENUMIREA INDICATORILOR*)	Cod indicator	Credite de angajament		Credite bugetare		Angajamente bugetare	Angajamente legale	Plati efectuate	Angajamente legale de platit	Cheltuieli efective
		aprobate la finele perioadei de raportare	trimestriale cumulate	aprobate la finele perioadei de raportare	trimestriale cumulate					
A	B	1	2	3	4	5	6	7	8=6-7	9
TOTAL CHELTUIELI(SECTIUNEA DE FUNCTIONARE+SECTIUNEA DE DEZVOLTARE)		298,636,490	298,636,490	99,193,000	71,227,800	43,292,406	26,252,768	17,960,585	8,292,183	19,196,793
SECTIUNEA DE FUNCTIONARE (cod 01+79+85)	F			28,105,000	26,694,000	24,009,903	20,330,258	15,179,311	5,150,947	17,475,011
CHELTUIELI CURENTE (10+20+30+40+50+51SF+55SF+57+59)	01F			28,105,000	26,694,000	24,009,903	20,330,258	15,179,311	5,150,947	17,475,011
TITLUL II BUNURI SI SERVICII (cod 20.01 la 20.06+20.09 la 20.16+20.18 la 20.25+20.27+20.30)	20			14,705,000	14,462,000	14,736,728	11,642,654	8,306,136	3,336,518	8,787,407
Bunuri si servicii (cod 20.01.01 la 20.01.09+20.01.30)	2001			11,026,000	10,924,000	11,020,728	9,189,877	6,461,177	2,728,700	7,590,150
Incalzit, iluminat si forta motrica	200103			6,800,000	6,705,000	6,800,000	6,609,045	5,266,178	1,342,867	5,860,896
Apa, canal si salubritate	200104			115,000	112,000	109,728	73,728	45,549	28,179	72,454
Posta, telecomunicatii, radio, tv, internet	200108			16,000	12,000	16,000	2,167	2,168	-1	1,860
Materiale si prestari de servicii cu caracter functional	200109			4,070,000	4,070,000	4,070,000	2,486,116	1,128,752	1,357,364	1,646,248
Alte bunuri si servicii pentru intretinere si functionare	200130			25,000	25,000	25,000	18,821	18,530	291	8,692
Reparatii curente	2002			1,918,000	1,907,000	1,918,000	1,157,827	763,829	393,998	227,104
Bunuri de natura obiectelor de inventar (cod 20.05.01+20.05.03+20.05.30)	2005			355,500	345,500	363,000	282,214	233,233	48,981	133,218
Alte obiecte de inventar	200530			355,500	345,500	363,000	282,214	233,233	48,981	133,218
Consultanta si expertiza	2012			160,700	160,700	160,700				
Alte cheltuieli (cod 20.30.01 la 20.30.04+20.30.06+20.30.07+20.30.09+20.30.30)	2030			1,244,800	1,124,800	1,274,300	1,012,736	847,897	164,839	836,935
Chirii	203004			686,000	686,000	686,000	597,537	522,282	75,255	509,215
Alte cheltuieli cu bunuri si servicii	203030			558,800	438,800	588,300	415,199	325,615	89,584	327,720


A	B	1	2	3	4	5	6	7	8=6-7	9
TITLUL VI TRANSFERURI INTRE UNITATI ALE ADMINISTRATIEI PUBLICE (cod 51.01) (cod 51.01)	51F			11,000,000	9,832,000	6,873,175	6,873,175	6,873,175		6,873,175
Transferuri curente (cod 51.01.01+51.01.03+51.01.05+51.01.14+51.01.15+ 51.01.24 +51.01.26 +51.01.31+51.01.39+51.01.46+51.01.49+51.01.60+51.01.61+51.01.64)	5101			11,000,000	9,832,000	6,873,175	6,873,175	6,873,175		6,873,175
Transferuri catre institutii publice	510101			11,000,000	9,832,000	6,873,175	6,873,175	6,873,175		6,873,175
TITLUL VII ALTE TRANSFERURI (cod 55.01+ 55.02)	55F			2,400,000	2,400,000	2,400,000	1,814,429		1,814,429	1,814,429
Transferuri interne (55.01.18+55.01.63+55.01.65)	5501F			2,400,000	2,400,000	2,400,000	1,814,429		1,814,429	1,814,429
Sume reprezentând contributia unitatilor administrativ-teritoriale la Fondul IID	550165			2,400,000	2,400,000	2,400,000	1,814,429		1,814,429	1,814,429
SECTIUNEA DE DEZVOLTARE (cod 51+55+56+58+70+81+85)	D	298,636,490	298,636,490	71,088,000	44,533,800	19,282,503	5,922,510	2,781,274	3,141,236	1,721,782
TITLUL VI TRANSFERURI INTRE UNITATI ALE ADMINISTRATIEI PUBLICE (cod 51.02)	51D			1,500,000	1,500,000	485,000	485,000	485,000		485,000
Transferuri de capital (cod 51.02.12+51.02.28+51.02.29)	5102			1,500,000	1,500,000	485,000	485,000	485,000		485,000
Alte transferuri de capital catre institutii publice	510229			1,500,000	1,500,000	485,000	485,000	485,000		485,000
TITLUL VII ALTE TRANSFERURI (cod 55.01)	55D					171,318	171,318		171,318	
A. Transferuri interne (cod 55.01.03+55.01.07 la 55.01.10 +55.01.12 + 55.01.13 +55.01.15+55.01.28+55.01.42+55.01.56)	5501D					171,318	171,318		171,318	
Investitii ale agentilor-economici cu capital de stat	550112					171,318	171,318		171,318	
Titlul VIII PROIECTE CU FINANTARE DIN FONDURI EXTERNE NERAMBURSABILE (FEN) POSTADERARE (cod 56.01 la 56.05+cod 56.07+56.08+56.11+56.15 la 56.18 +56.25+56.27+56.28+56.40)	56									101,774
Programe din Fondul European de Dezvoltare Regionala (FEDR) (cod 56.01.01 la 56.01.03)	5601									101,774
Finantarea nationala*)	560101									14,331
Cheltuieli neeligibile*)	560103									87,443
TITLUL X Proiecte cu finantare din fonduri externe nerambursabile aferente cadrului financiar 2014-2020 (cod 58.01 la 58.05+58.11+58.12+58.15+58.16+58.30)	58	107,573,490	107,573,490	56,591,000	30,721,800	6,929,666	2,929,666	179,918	2,749,748	245,132
Programe din Fondul European de Dezvoltare Regionala (FEDR) (cod 58.01.01 la 58.01.03)	5801	82,152,490	82,152,490	53,690,000	28,401,000	4,028,666	28,666	28,666		149,763
Finantarea nationala	580101	30,471,010	30,471,010	16,664,500	8,966,100	1,891,158	5,158	5,158		2,272
Finantarea externa nerambursabila	580102	42,233,480	42,233,480	33,722,500	17,913,900	1,987,508	23,508	23,508		13,033

A	B	1	2	3	4	5	6	7	8=6-7	9
Cheltuieli neeligibile	580103	9,448,000	9,448,000	3,303,000	1,521,000	150,000				149,356
Programe din Fondul Social European (FSE) (cod 58.02.01 la 58.02.03)	5802	2,935,000	2,935,000	2,901,000	2,320,800	2,901,000	2,901,000	151,252	2,749,748	95,369
Finantarea nationala	580201	440,250	440,250	435,150	348,120	435,150	435,150	22,689	412,461	14,306
Finantarea externa nerambursabila	580202	2,494,750	2,494,750	2,465,850	1,972,680	2,465,850	2,465,850	128,563	2,337,287	81,063
Programe Instrumentul de Asistenta pentru Preaderare (IPA II) (cod 58.11.01 la 58.11.03)	5811	22,486,000	22,486,000							
Finantarea nationala	581101	3,373,000	3,373,000							
Finantarea externa nerambursabila	581102	19,113,000	19,113,000							
CHELTUIELI DE CAPITAL ((cod 71+72+75)	70	191,063,000	191,063,000	12,997,000	12,312,000	11,696,519	2,336,526	2,116,356	220,170	889,876
TITLUL XIII ACTIVE NEFINANCIARE (cod 71.01 + 71.03)	71	191,063,000	191,063,000	12,997,000	12,312,000	11,696,519	2,336,526	2,116,356	220,170	889,876
Active fixe (cod 71.01.01 la 71.01.03+71.01.30)	7101	143,597,000	143,597,000	8,239,000	8,204,000	6,956,187	1,189,386	979,784	209,602	889,876
Constructii	710101	31,892,000	31,892,000	2,064,000	2,039,000	2,063,986	751,326	751,185	141	412,357
Masini, echipamente si mijloace de transport	710102	20,000	20,000	16,000	16,000	16,000	2,770	2,770		69,327
Mobilier, aparatura biroutica si alte active corporale	710103	8,200,000	8,200,000	1,438,000	1,438,000	1,500,000				
Alte active fixe	710130	103,485,000	103,485,000	4,721,000	4,711,000	3,376,201	435,290	225,829	209,461	408,192
Reparatii capitale aferente activelor fixe	7103	47,466,000	47,466,000	4,758,000	4,108,000	4,740,332	1,147,140	1,136,572	10,568	
TITLUL VI TRANSFERURI INTRE UNITATI ALE ADMINISTRATIEI PUBLICE (cod 51.01+51.02)	51			12,500,000	11,332,000	7,358,175	7,358,175	7,358,175		7,358,175
TITLUL VII ALTE TRANSFERURI (cod 55.01+55.02)	55			2,400,000	2,400,000	2,571,318	1,985,747		1,985,747	1,814,429
A. CHELTUIELILE CURENTE (10+20+30+40+50+51+55+56+58+57+59)	01	107,573,490	107,573,490	86,196,000	58,915,800	31,595,887	23,916,242	15,844,229	8,072,013	18,306,917

*) Se inscriu denumirea si simbolul capitolelor din bugetul aprobat detaliate pe titluri , articole, alineate, pe structura clasificatiei economice (bugetele locale, bugetul creditelor externe, bugetul creditelor interne, bugetul fondurilor externe nerambursabile - sursa D, institutii finantate integral sau partial din venituri proprii/activitati finantate integral din veniturii proprii)
 NOTA: Sumele inscrise in col. 6 "Plati efectuate" cu semnul minus la Titlul 85, art. 85.01 "Plati efectuate din precedenti si recuperate in anul curent", se inscriu si pe col. 4 "Angajamente bugetare" si col. 5 "Angajamente legale" la acelasi cod tot cu semnul minus , astfel incat in col. 7 "Angajamente legale de platit" sa nu fie raportate sume.

Conducatorul institutiei

CATALIN CHERES



Conducatorul compartimentului

financiar-contabil

CARMEN POP

CONTUL DE EXECUTIE AL INSTITUTIILOR PUBLICE - CHELTUIELI

la data de 30.06.2020

Cod 21 Capitol 7402

Subcapitol

-lei-

DENUMIREA INDICATORILOR*)	Cod indicator	Credite de angajament		Credite bugetare		Angajamente bugetare	Angajamente legale	Plati efectuate	Angajamente legale de platit	Cheltuieli efective
		aprobate la finele perioadei de raportare	trimestriale cumulate	aprobate la finele perioadei de raportare	trimestriale cumulate					
A	B	1	2	3	4	5	6	7	8=6-7	9
TOTAL CHELTUIELI(SECTIUNEA DE FUNCTIONARE+SECTIUNEA DE DEZVOLTARE)		39,615,000	39,615,000	28,720,000	28,620,000	25,358,605	25,354,935	17,328,749	8,026,186	19,530,245
SECTIUNEA DE FUNCTIONARE (cod 01+79+85)	F			24,999,000	24,899,000	24,999,000	24,996,880	17,047,771	7,949,109	19,515,785
CHELTUIELI CURENTE (10+20+30+40+50+51SF+55SF+57+59)	01F			24,999,000	24,899,000	24,999,000	24,996,880	17,047,771	7,949,109	19,515,785
TITLUL II BUNURI SI SERVICII (cod 20.01 la 20.06+20.09 la 20.16+20.18 la 20.25+20.27+20.30)	20			18,824,000	18,824,000	18,824,000	18,821,880	12,377,771	6,444,109	13,490,785
Bunuri si servicii (cod 20.01.01 la 20.01.09+20.01.30)	2001			18,822,000	18,822,000	18,822,000	18,820,280	12,376,171	6,444,109	13,490,785
Apa, canal si salubritate	200104			18,822,000	18,822,000	18,822,000	18,820,280	12,376,171	6,444,109	13,490,785
Bunuri de natura obiectelor de inventar (cod 20.05.01+20.05.03+20.05.30)	2005			2,000	2,000	2,000	1,600	1,600		
Alte obiecte de inventar	200530			2,000	2,000	2,000	1,600	1,600		
TITLUL XI ALTE CHELTUIELI (cod 59.01+59.02+59.08+59.11+59.12+59.15+59.17+59.20+59.22+59.25+59.30+59.35)	59			6,175,000	6,075,000	6,175,000	6,175,000	4,670,000	1,505,000	6,025,000
Asociatii si fundatii	5911			300,000	200,000	300,000	300,000	150,000	150,000	150,000
Despagubiri civile	5917			5,875,000	5,875,000	5,875,000	5,875,000	4,520,000	1,355,000	5,875,000
SECTIUNEA DE DEZVOLTARE (cod 51+55+56+58+70+81+85)	D	39,615,000	39,615,000	3,721,000	3,721,000	359,605	358,055	280,978	77,077	14,460
TITLUL VII ALTE TRANSFERURI (cod 55.01)	55D			23,000	23,000	9,000	8,350	8,350		8,350
A. Transferuri interne (cod 55.01.03+55.01.07 la 55.01.10 +55.01.12 + 55.01.13 +55.01.15+55.01.28+55.01.42+55.01.56)	5501D			23,000	23,000	9,000	8,350	8,350		8,350
Programe PHARE si alte programe cu finantare	550108			23,000	23,000	9,000	8,350	8,350		8,350

A	B	1	2	3	4	5	6	7	8=6-7	9
nerambursabila										
TITLUL X Proiecte cu finantare din fonduri externe nerambursabile aferente cadrului financiar 2014-2020 (cod 58.01 la 58.05+58.11+58.12+58.15+58.16+58.30)	58	23,229,000	23,229,000	792,000	792,000	100,000	100,000	64,148	35,852	6,110
Programe din Fondul de Coeziune (FC) (58.03.01 la 58.03.03)	5803	22,872,000	22,872,000	492,000	492,000					
Finantarea nationala	580301	3,087,800	3,087,800	66,420	66,420					
Finantarea externa nerambursabila	580302	17,497,000	17,497,000	376,380	376,380					
Cheltuieli neeligibile	580303	2,287,200	2,287,200	49,200	49,200					
Programe Instrumentul European de Vecinatate (ENI) (cod 58.12.01 la 58.12.03)	5812	357,000	357,000	300,000	300,000	100,000	100,000	64,148	35,852	6,110
Finantarea nationala	581201	36,000	36,000	30,000	30,000	10,000	10,000	6,504	3,496	700
Finantarea externa nerambursabila	581202	321,000	321,000	270,000	270,000	90,000	90,000	57,644	32,356	5,410
CHELTUIELI DE CAPITAL ((cod 71+72+75)	70	16,386,000	16,386,000	2,906,000	2,906,000	250,605	249,705	208,480	41,225	
TITLUL XIII ACTIVE NEFINANCIARE (cod 71.01 + 71.03)	71	16,386,000	16,386,000	2,906,000	2,906,000	250,605	249,705	208,480	41,225	
Active fixe (cod 71.01.01 la 71.01.03+71.01.30)	7101	16,386,000	16,386,000	2,906,000	2,906,000	250,605	249,705	208,480	41,225	
Constructii	710101	13,000,000	13,000,000	100,000	100,000					
Masini, echipamente si mijloace de transport	710102	2,438,000	2,438,000	2,109,000	2,109,000					
Alte active fixe	710130	948,000	948,000	697,000	697,000	250,605	249,705	208,480	41,225	
TITLUL VII ALTE TRANSFERURI (cod 55.01+55.02)	55			23,000	23,000	9,000	8,350	8,350		8,350
A. CHELTUIELILE CURENTE (10+20+30+40+50+51+55+56+58+57+59)	01	23,229,000	23,229,000	25,814,000	25,714,000	25,108,000	25,105,230	17,120,269	7,984,961	19,530,245


*) Se inscriu denumirea si simbolul capitolelor din bugetul aprobat detaliate pe titluri , articole, alineate, pe structura clasificatiei economice

(bugetele locale, bugetul creditelor externe, bugetul creditelor interne, bugetul fondurilor externe nerambursabile - sursa D, institutii finantate integral sau partial din venituri proprii/activitati finantate integral din veniturii proprii)

NOTA: Sumele inscrise in col. 6 "Plati efectuate" cu semnul minus la Titlul 85, art. 85.01 "Plati efectuate din precedenti si recuperate in anul curent", se inscriu si pe col. 4 "Angajamente bugetare" si col. 5 "Angajamente legale" la acelasi cod tot cu semnul minus , astfel incat in col. 7 "Angajamente legale de platit" sa nu fie raportate sume.

Conducatorul institutiei

CATALIN CHERECHES



Conducatorul compartimentului
financiar-contabil
CARMEN POP

CONTUL DE EXECUTIE AL INSTITUTIILOR PUBLICE - CHELTUIELI

la data de 30.06.2020

Cod 21 Capitol 8402

Subcapitol

-lei-

DENUMIREA INDICATORILOR*)	Cod indicator	Credite de angajament		Credite bugetare		Angajamente bugetare	Angajamente legale	Plati efectuate	Angajamente legale de platit	Cheltuieli efective
		aprobate la finele perioadei de raportare	trimestriale cumulate	aprobate la finele perioadei de raportare	trimestriale cumulate					
A	B	1	2	3	4	5	6	7	8=6-7	9
TOTAL CHELTUIELI(SECTIUNEA DE FUNCTIONARE+SECTIUNEA DE DEZVOLTARE)		344,543,000	344,543,000	68,421,000	39,012,000	29,741,318	26,729,458	18,412,225	8,317,233	18,213,201
SECTIUNEA DE FUNCTIONARE (cod 01+79+85)	F			33,050,000	29,746,000	21,102,615	18,740,534	15,815,072	2,925,462	18,195,351
CHELTUIELI CURENTE (10+20+30+40+50+51SF+55SF+57+59)	01F			31,096,000	28,096,000	19,148,615	16,786,534	14,990,072	1,796,462	18,195,351
TITLUL II BUNURI SI SERVICII (cod 20.01 la 20.06+20.09 la 20.16+20.18 la 20.25+20.27+20.30)	20			20,646,000	20,646,000	8,698,615	8,698,615	8,698,615		11,525,084
Bunuri si servicii (cod 20.01.01 la 20.01.09+20.01.30)	2001			41,000	41,000	25,061	25,061	25,061		
Furnituri de birou	200101			41,000	41,000	25,061	25,061	25,061		
Reparatii curente	2002			20,605,000	20,605,000	8,673,554	8,673,554	8,673,554		11,525,084
TITLUL IV SUBVENTII (cod 40.03+40.20+ 40.30)	40			10,450,000	7,450,000	10,450,000	8,087,919	6,291,457	1,796,462	6,670,267
Subventii pentru acoperirea diferentelor de pret si tarif	4003			10,450,000	7,450,000	10,450,000	8,087,919	6,291,457	1,796,462	6,670,267
OPERATIUNI FINANCIARE (cod 80+81)	79F			1,954,000	1,650,000	1,954,000	1,954,000	825,000	1,129,000	
TITLUL XVII RAMBURSARI DE CREDITE (cod 81.01+81.02)	81F			1,954,000	1,650,000	1,954,000	1,954,000	825,000	1,129,000	
Rambursari de credite interne (cod 81.02.01+81.02.02+ 81.02.05)	8102			1,954,000	1,650,000	1,954,000	1,954,000	825,000	1,129,000	
Rambursari de credite aferente datoriei publice interne locale	810205			1,954,000	1,650,000	1,954,000	1,954,000	825,000	1,129,000	
SECTIUNEA DE DEZVOLTARE (cod 51+55+56+58+70+81+85)	D	344,543,000	344,543,000	35,371,000	9,266,000	8,638,703	7,988,924	2,597,153	5,391,771	17,850
TITLUL X Proiecte cu finantare din fonduri externe nerambursabile aferente cadrului financiar 2014-2020 (cod 58.01 la 58.05+58.11+58.12+58.15+58.16+58.30)	58	248,533,000	248,533,000	24,959,000	2,361,000					

A	B	1	2	3	4	5	6	7	8=6-7	9
Programe din Fondul European de Dezvoltare Regionala (FEDR) (cod 58.01.01 la 58.01.03)	5801	248,533,000	248,533,000	24,959,000	2,361,000					
Finantarea nationala	580101	28,373,210	28,373,210	2,763,150	197,000					
Finantarea externa nerambursabila	580102	160,783,190	160,783,190	15,654,850	1,114,000					
Cheltuieli neeligibile	580103	59,376,600	59,376,600	6,541,000	1,050,000					
CHELTUIELI DE CAPITAL ((cod 71+72+75)	70	96,010,000	96,010,000	3,303,000	3,100,000	1,529,703	879,924	694,937	184,987	17,850
TITLUL XIII ACTIVE NEFINANCIARE (cod 71.01 + 71.03)	71	96,010,000	96,010,000	3,303,000	3,100,000	1,529,703	879,924	694,937	184,987	17,850
Active fixe (cod 71.01.01 la 71.01.03+71.01.30)	7101	94,364,000	94,364,000	1,278,000	1,270,000	18,703	8,703	14,085	-5,382	17,850
Constructii	710101	5,950,000	5,950,000	1,000						
Masini, echipamente si mijloace de transport	710102	76,810,000	76,810,000	6,000						
Mobilier, aparatura birotica si alte active corporale	710103	6,601,000	6,601,000	700,000	700,000					
Alte active fixe	710130	5,003,000	5,003,000	571,000	570,000	18,703	8,703	14,085	-5,382	17,850
Reparatii capitale aferente activelor fixe	7103	1,646,000	1,646,000	2,025,000	1,830,000	1,511,000	871,221	680,852	190,369	
OPERATIUNI FINANCIARE (cod 81)	79			7,109,000	3,805,000	7,109,000	7,109,000	1,902,216	5,206,784	
TITLUL XVII RAMBURSARI DE CREDITE (cod 81.04)	81			7,109,000	3,805,000	7,109,000	7,109,000	1,902,216	5,206,784	
Rambursarea imprumuturilor contractate pentru finantarea proiectelor cu finantare UE	8104			7,109,000	3,805,000	7,109,000	7,109,000	1,902,216	5,206,784	
TITLUL XVI RAMBURSARI DE CREDETE	81			9,063,000	5,455,000	9,063,000	9,063,000	2,727,216	6,335,784	
OPERATIUNI FINANCIARE (cod 81)	79			9,063,000	5,455,000	9,063,000	9,063,000	2,727,216	6,335,784	
A. CHELTUIELILE CURENTE (10+20+30+40+50+51+55+56+58+57+59)	01	248,533,000	248,533,000	56,055,000	30,457,000	19,148,615	16,786,534	14,990,072	1,796,462	18,195,351


*) Se inscriu denumirea si simbolul capitolelor din bugetul aprobat detaliate pe titluri , articole, alineate, pe structura clasificatiei economice

(bugetele locale, bugetul creditelor externe, bugetul creditelor interne, bugetul fondurilor externe nerambursabile - sursa D, institutii finantate integral sau partial din venituri proprii/activitati finantate integral din veniturii proprii)

NOTA: Sumele inscrite in col. 6 "Plati efectuate" cu semnul minus la Titlul 85, art. 85.01 "Plati efectuate din precedenti si recuperate in anul curent", se inscriu si pe col. 4"Angajamente bugetare" si col. 5 "Angajamente legale" la acelasi cod tot cu semnul minus , astfel incat in col. 7 "Angajamente legale de platit" sa nu fie raportate sume.

Conducatorul institutiei

CATALIN CHERECRES



Conducatorul compartimentului

financiar-contabil
CARMEN POP